

CHAPTER 2

UNIVERSITY ADMISSIONS

The UGC selects students for admission to undergraduate courses conducted in national Universities and several Higher Educational Institutes (HEIs) which have been set up under Universities Act.

This Chapter represents the summary of undergraduate students admitted to said Universities & HEIs for the intake year of 2010/2011 based on the results of the 2010 GCE (A/L). Therefore undergraduate admissions refers to the count of students admitted to said Universities & HEIs by UGC in relevant intake year.

Table 02 - 01

**NUMBER OF CANDIDATES QUALIFYING AND ADMITTED TO HIGHER EDUCATIONAL INSTITUTIONS
FOR UNDERGRADUATE STUDIES
(Academic Years 2007/2008 - 2010/2011)**

Year of GCE (A/L)		2007			2008			2009			2010		
Year of Admission		2007/2008			2008/2009			2009/2010			2010/2011		
Subject Stream		No. Qualified *	No. Admitted	Percentage	No. Qualified *	No. Admitted	Percentage	No. Qualified *	No. Admitted	Percentage	No. Qualified *	No. Admitted	Percentage
Arts	Total	56917	6307	11.08	65235	6693	10.26	62676	6841	10.91	72800	7064	9.70
	Female	41860	4854	11.60	47956	5179	10.80	46246	5360	11.59	54282	5587	10.29
Commerce	Total	37861	4357	11.51	36707	4337	11.82	33202	4583	13.80	35581	4876	13.70
	Female	21326	2429	11.39	20215	2388	11.81	18148	2521	13.89	19597	2790	14.24
Physical Science	Total	10018	4241	42.33	10408	4493	43.17	10164	4467	43.95	12657	4455	35.20
	Female	3056	1090	35.67	3036	1111	36.59	3069	1091	35.55	3882	1178	30.35
Biological Science	Total	16625	5164	31.06	17886	5323	29.76	19242	5656	29.39	21478	5621	26.17
	Female	10826	3211	29.66	11655	3339	28.65	12736	3559	27.94	14601	3660	25.07
Total	Total	121421	20069	16.53	130236	20846	16.01	125284	21547	17.20	142516	22016	15.45
	Female	77068	11584	15.03	82862	12017	14.50	80199	12531	15.62	92362	13215	14.31

Notes

- (1) * All the candidates who attained the minimum requirements laid down by the UGC for admission to the universities at the GCE (A/L) Examination.
- (2) "No. Admitted" includes students who were admitted to Higher Educational Institutions based on the Admission Criteria.
- (3) In the year of intake 2008/2009, additional intake of 177 students admitted to the University of Peradeniya for Allied Health Science courses as a supplementary intake according to the order of the supreme court is excluded.

Chart - 01

COMPOSITION OF STUDENT NUMBER ELIGIBLE TO ENTER AND ADMITTED TO UNIVERSITIES (Academic Year 2008/09 - 2010/11)

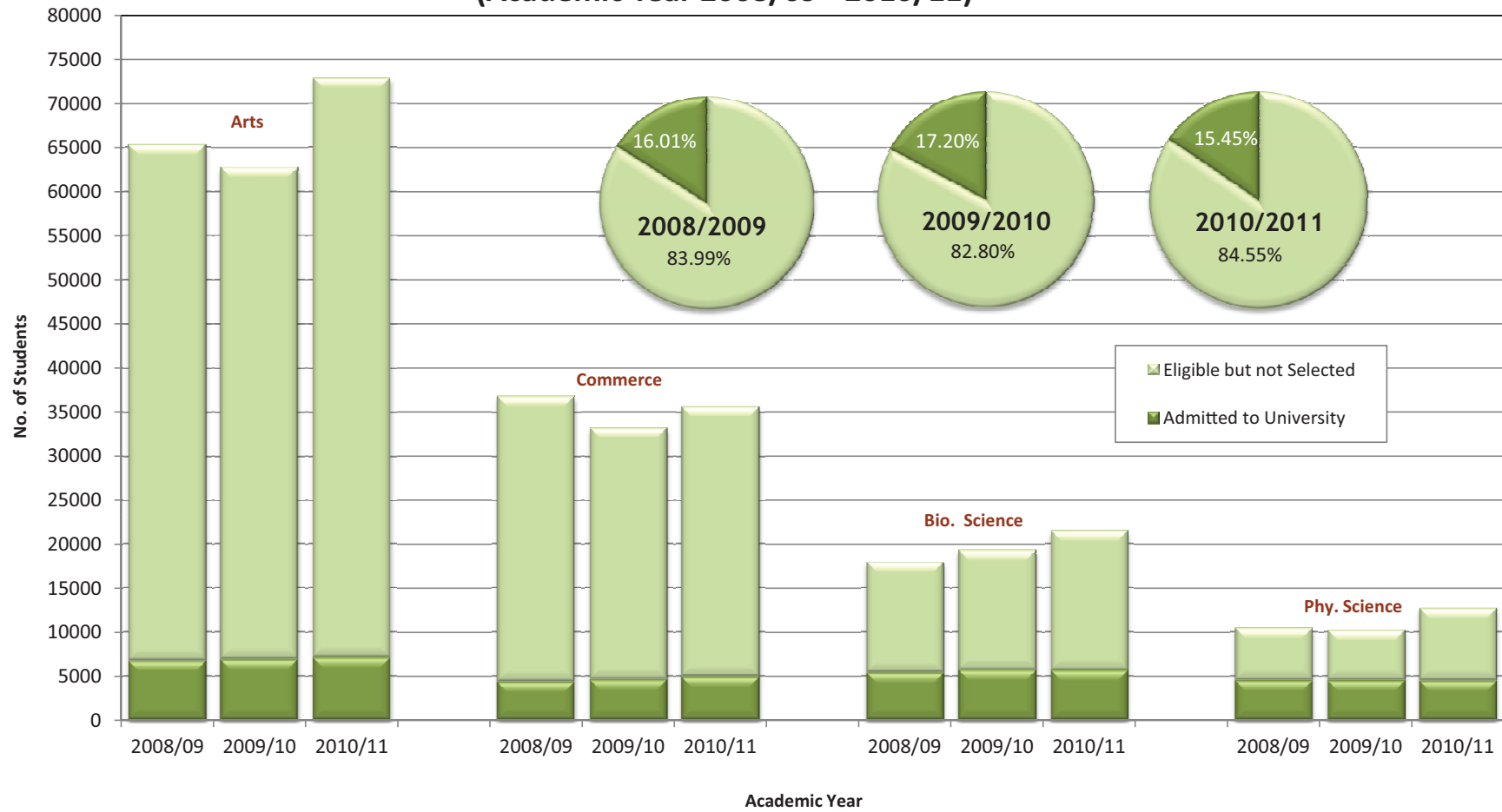


Table 02 - 02

UNDERGRADUATE ADMISSIONS BY ACADEMIC STREAM AND SEX
(Academic Year 2010/2011)

Academic Stream	Sex	Colombo	Peradeniya	Sri Jayewardenepura	Kelaniya	Moratuwa	Jaffna	Ruhuna	Eastern	South Eastern	Rajarata	Sabaragamuwa	Wayamba	Uva	Visual and Performing Arts	Institute of Indigenous Medicine	Gampaha Wickramarachchi Ayurveda Institute	University of Colombo School of Computing	Swami Vipulananda Institute	Total
Arts	Female	655	572	566	806		447	360	274	315	262	216			298				181	4952
	Total	795	736	706	1001		582	457	354	388	331	262			408				227	6247
Law	Female	201	46				43													290
	Total	250	50				50													350
Management & Commerce	Female	245	80	681	305		158	174	124	90	176	187	170	59						2449
	Total	421	147	1150	527		278	320	249	172	338	350	274	104						4330
Medicine	Female	105	104	97	110		43	89	36		121									705
	Total	192	196	151	164		100	144	50		180									1177
Dental Surgery	Female		54																	54
	Total		83																	83
Veterinary Science	Female		61																	61
	Total		107																	107
Agriculture	Female		127				53	114	47		109	62	96	57						665
	Total		204				81	170	78		157	101	128	102						1021
Indigenous Medicine	Female						38		16							168	83			305
	Total						50		25							228	124			427
Paramedical Studies * ¹	Female	18	110	62	46		41	90	16											383
	Total	30	172	78	52		75	130	23											560

Chart - 02

UNDERGRADUATE ADMISSIONS BY BROAD FIELDS (Academic Year 2008/09 - 2010/11)

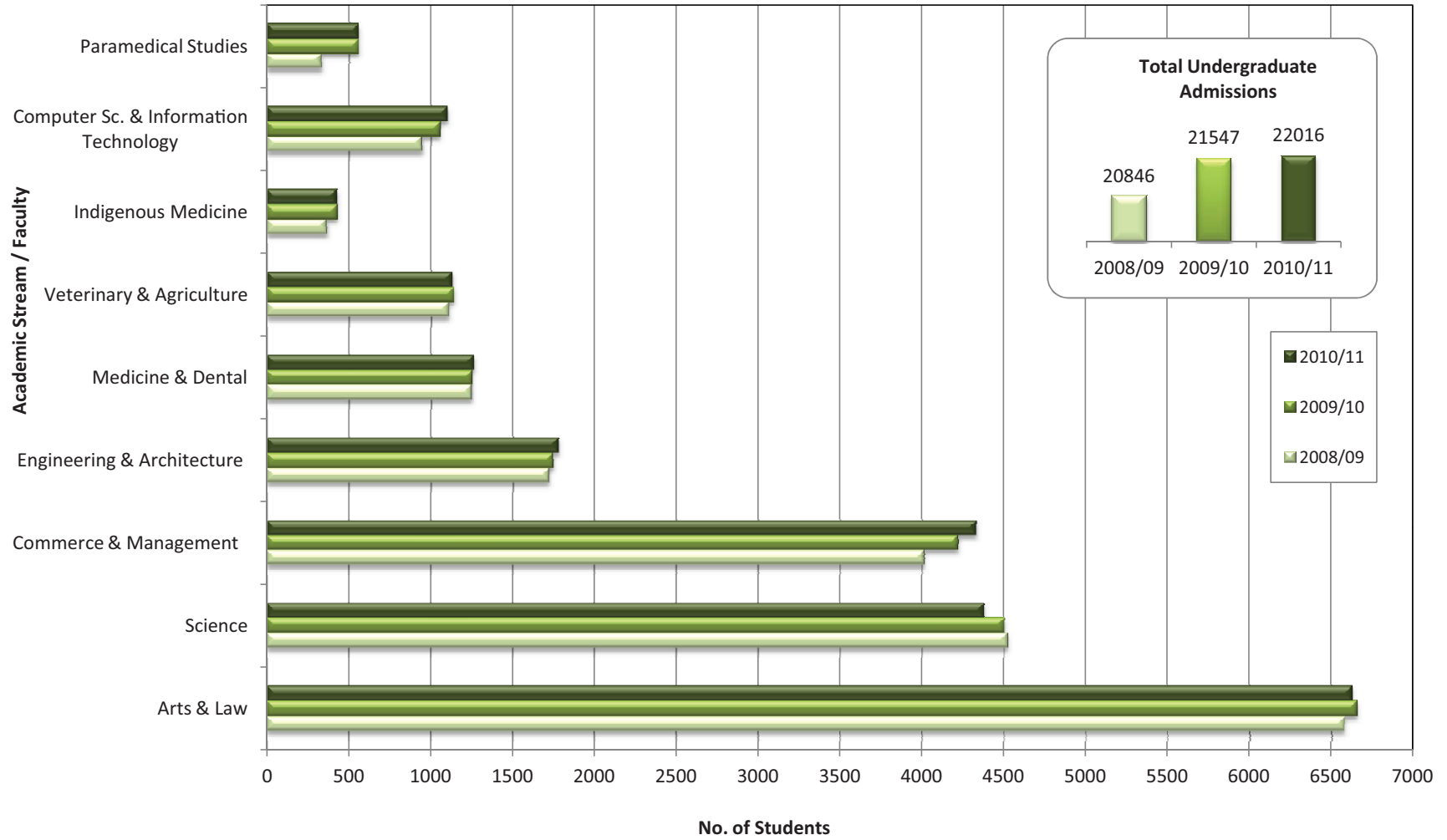


Table 02 - 02 (Contd.)

**UNDERGRADUATE ADMISSIONS BY ACADEMIC STREAM AND SEX
(Academic Year 2010/2011)**

Academic Stream	Sex	Colombo	Peradeniya	Sri Jayewardenepura	Kelaniya	Moratuwa	Jaffna	Ruhuna	Eastern	South Eastern	Rajarata	Sabaragamuwa	Wayamba	Uva	Visual and Performing Arts	Institute of Indigenous Medicine	Gampaha Wickramarachchi Ayurveda Institute	University of Colombo School of Computing	Swami Vipulananda Institute	Total	
Engineering	Female		88			150		42													280
	Total		413			760		196													1369
Architecture/Quantity Surveying * ²	Female					159															159
	Total					317															317
Fashion Design/Transport & Logistic Management	Female					51															51
	Total					94															94
Computer Sc./MIT/IT/ICT/BIS * ³	Female		32	26	22	89	50	9		51	43	36		65					72		495
	Total		52	52	50	208	95	53		82	79	81		101					248		1101
Science * ⁴	Female	243	230	247	241		131	243	115	80	128	97	149	152							2056
	Total	514	556	520	489		270	538	261	174	231	246	320	259							4378
Total	Female	1467	1504	1679	1530	449	1004	1121	628	536	839	598	415	333	298	168	83	72	181		12905
	Total	2202	2716	2657	2283	1379	1581	2008	1040	816	1316	1040	722	566	408	228	124	248	227		21561 ⁺

Note:

- (1) ⁺ This excludes a supplementary intake of 421.
- (2) Academic year 2010/2011 excludes 34 students who were selected but not admitted as minimum requirements were not fulfilled for common general paper.
- (3) Colombo, Jaffna and Eastern Universities include Sri Palee, Vavuniya and Trincomalee Campuses respectively.
- (4) *1 Paramedical Studies includes Nursing, Pharmacy, Medical Laboratories Sciences, Radiography & Physiotherapy at Peradeniya, Physiotherapy at Colombo, Medical Lab. Sciences, Nursing & Pharmacy at Sri Jayewardenepura, Speech and Hearing Sciences at Kelaniya, Nursing, Pharmacy and Medical Lab Sciences at Ruhuna, Nursing, Pharmacy & Medical Lab. Science at Jaffna and Nursing at Eastern University.
- (5) *2 Architecture/Quantity Surveying includes Design, Town & Country Planning and Facilities Management also.
- (6) *3 Includes the Computation & Management Programme at University of Peradeniya and Information Technology and Management at University of Moratuwa also.
- (7) *4 Includes Biological Sciences, Physical Sciences, Surveying Sciences, Food Sciences, Fisheries & Marine Sciences and Physical Education/Sports Science courses.

Chart - 03

UNDERGRADUATE ADMISSIONS BY UNIVERSITY (Academic Year 2008/09 - 2010/11)

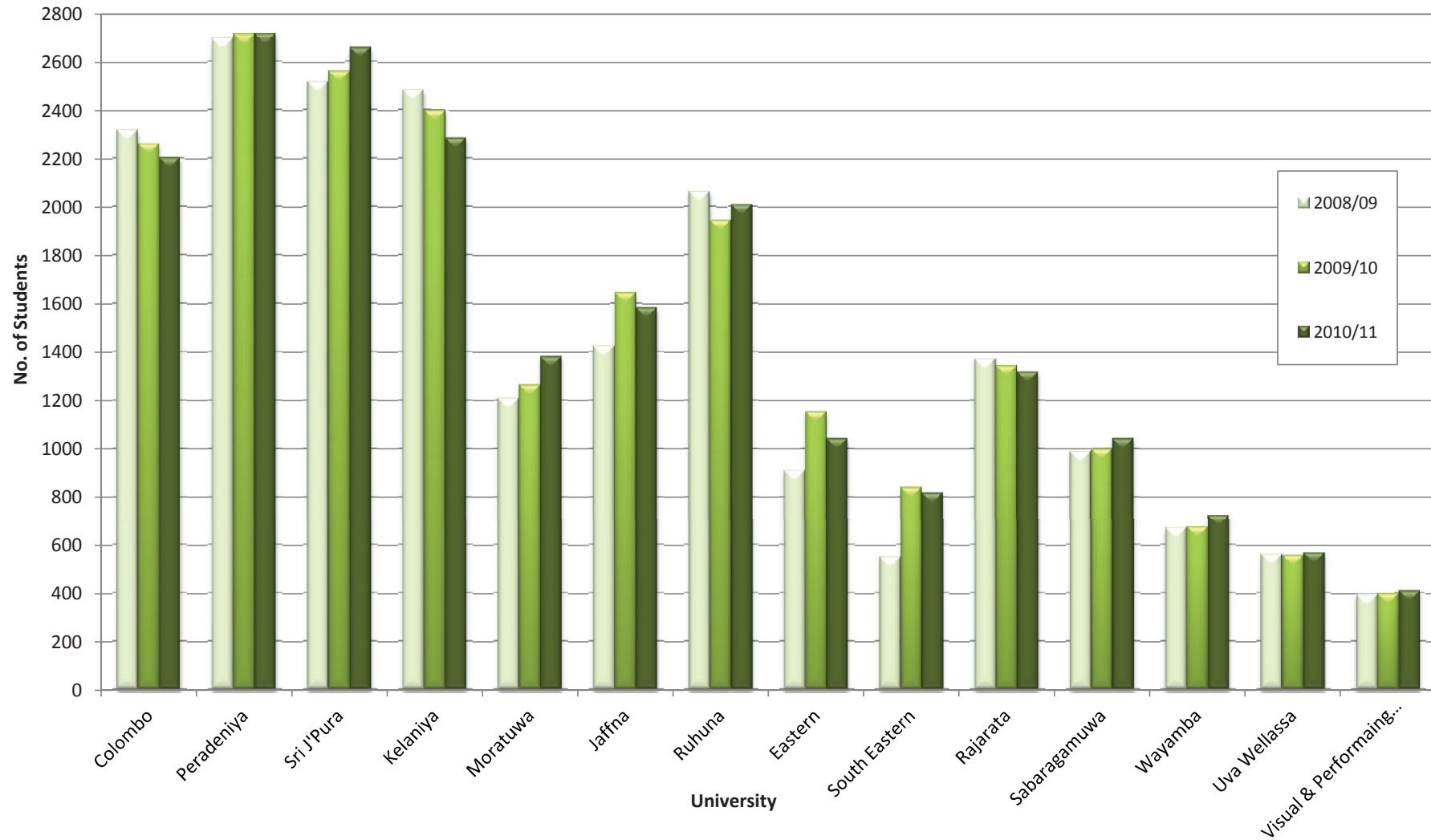


Table 02 - 03

UNDERGRADUATE ADMISSIONS BY DISTRICT
(Academic Year 2010/2011)

Course of Study	Colombo	Gampaha	Kalutara	Matale	Kandy	Nuwara Eliya	Galle	Matara	Hambantota	Jafna	Kilinochchi	Mannar	Mullaitivu	Vavuniya	Trincomalee	Batticaloa	Ampara	Puttalam	Kurunegala	Anuradhapura	Polonnaruwa	Badulla	Monaragala	Kegalle	Ratnapura	Special Intake *	Total
Medicine	197	93	51	19	89	29	94	51	42	47	6	5	5	6	21	25	30	40	78	36	15	41	19	43	65	30	1177
Dental Surgery	32	4	2	1	3	2	2	3	2	2	1	1	1	1	1	1	2	2	3	2	1	2	1	2	3	6	83
Veterinary Science	25	6	3	1	5	2	5	7	3	3	1	1	1	1	1	2	2	2	13	3	1	3	1	6	4	5	107
Agriculture	76	52	40	10	54	16	55	43	31	54	3	4	3	4	9	14	23	18	43	21	10	22	13	33	27	37	715
Food & Nutrition	11	8	4	1	6	2	6	10	6	13	1	1	1	1	1	3	2	2	4	3	1	3	1	5	4	3	103
Biological Science	194	105	66	18	104	26	80	53	34	29	5	7	4	6	13	19	27	30	83	31	14	45	15	40	53	34	1135
Applied Sciences (Bio.Sc)	36	12	12	2	21	4	9	9	4	6	1	1	1	1	2	3	4	4	17	5	2	5	3	6	6	6	182
Engineering	208	96	62	18	94	34	91	87	49	69	7	5	6	12	19	22	29	36	88	38	17	46	19	39	56	14	1261
Engineering (Em)	7	3	1	1	2	1	7	8	1	2	1	1	1	1	1	1	1	1	2	1	1	1	1	1	2	5	55
Engineering (Tm)	3	3	1	1	2	1	6	13	1	2	1	1	1	1	1	1	1	1	2	1	1	1	1	1	2	3	53
Quantity Surveying	30	6	3	1	4	2	10	5	6	2	1	1	1	1	1	2	3	2	5	3	1	3	1	2	4	5	105
Computer Science	51	14	7	3	18	6	23	21	14	6	1	1	1	1	3	4	5	6	19	6	3	7	3	5	9	6	243
Physical Science	300	126	90	25	136	40	126	104	57	64	8	10	5	9	20	28	36	41	144	55	21	56	23	61	65	36	1686
Surveying Science	7	3	2	1	3	2	6	4	6	5	1	1	1	1	1	1	2	1	3	2	1	2	1	3	2	2	64
Applied Sciences (Phy.Sc)	76	21	21	5	16	8	18	34	10	8	2	1	1	2	4	6	8	8	22	9	4	10	5	8	13	2	322
Management	622	370	167	50	183	87	263	149	83	77	18	11	16	20	47	63	74	99	237	108	51	118	59	107	208	17	3304
Estate Mgt.& Valuation	5	6	2	1	3	1	4	2	1	2	1	1	1	1	1	2	3	1	3	8	3	4	1	1	3	1	62
Commerce	84	38	21	6	18	13	62	14	10	9	2	2	2	7	6	8	10	13	43	21	7	14	8	17	33	24	492
Arts	208	202	214	53	195	83	306	298	188	175	42	25	31	29	36	95	112	116	389	182	42	115	93	231	346	941	4747
Arts (Sp) / Mass Media	1	8	5	1	8	2	5	4	5								1	5	6	4	1	5	3	1	10	1	76
Arts (SAB)	25	25	16		4	2	24	23	5	2	1	2		7		6	8		6	8		6	1	8	19	2	200
Management Studies (TV)	21	12	9	4	10	6	11	10	6	11	2	2	2	2	5	8	6	6	12	9	4	8	4	6	8	3	187
Architecture	9	7	4	1	8		4	1	3									1	6	1	1	4	1	3		3	57

Table 02 - 03 (Contd.)

UNDERGRADUATE ADMISSIONS BY DISTRICT
(Academic Year 2010/2011)

Course of Study	Colombo	Gampaha	Kalutara	Matale	Kandy	Nuwara Eliya	Galle	Matara	Hambantota	Jaffna	Kilinochchi	Mannar	Mullaitivu	Vavuniya	Trincomalee	Batticaloa	Ampara	Puttalam	Kurunegala	Anuradhapura	Polonnaruwa	Badulla	Monaragala	Kegalle	Ratnapura	Special Intake *	Total
Design	14	6	2		6	1	5	3	1										7	1				2	1	1	50
Law	52	28	17	5	19	14	22	24	10	9	2	2	2	3	4	9	10	14	26	14	6	11	7	18	20	2	350
Information Technology	46	9	4	2	7	4	11	12	5	5	1	1	1	1	2	3	3	4	8	4	2	4	2	3	5	6	155
Management & Information Technology	6	5	3	2	2	1	6	4	3	2		1		1	1	1	1	1	2	1	1	1	1	1	2	1	50
Managemet & Information Technology(SEUSL)	6	5	2	1	3	3	5	2	1	2	2	1	1	1	4	5	18	2	5	2	1	2	1	2	4	1	82
Public Management (Special)	7	8	4	2	4	2	7	3	1	4	1	1	1	1	1	3	3	2	3	2	2	5	2	3	3	1	76
Communication Studies		3	6			3	1	3	3	1						6	2	1	5	4		3	2	3	4	8	58
Town & Country Planning	6	3	2	1	2	1	6	3	1	1	1	1	1	1	1	2	1	2	2	2	1	1	2	4	3	1	52
Peace & Conflict Resolution	1	1	2		1		3	2	2			4				1	2	2	7		1	2		1	2	1	35
Ayurvedic Medicine & Surgery	54	27	16	5	22	9	17	15	13						3		7	11	21	15	5	9	5	9	14	18	295
Unani Medicine & Surgery	8	5	3	1	4	2		1		1	1	1		2	1	3	5	2	3	2	1	2		3	3	2	56
Fashion Design & Product Development	6	4	4	1	3	1	3	2		1				1				1	7			2		2	1	2	41
Food Production & Technology Management	5	3	2	2	2	1	4	3	7	6	1	1	1	1	1	1	2	1	4	2	1	2	1	4	2	3	63
Food Science & Technology	20	7	6	1	4	2	14	4	3	2	1	1	1	1	1	2	2	2	5	2	1	3	1	2	3	2	93
Siddha Medicine	5	5	2	1	4	2				14	1	1	1	8	3	4	8	2	3	2	1	2		2		5	76
Nursing	23	15	7	3	10	5	11	15	22	10	1	1	1	1	2	4	7	8	18	9	3	7	3	7	13		206
Information & Communication Technology	70	23	14	3	11	4	17	11	5	5		1		1	3	4	5	6	13	6	3	7	3	5	10	2	232
Agricultural Technology & Management	22	18	8	4	24	5	12	17	11	6	1	1	1	1	2	4	4	5	21	6	3	6	3	10	8	1	204
Arts (Sp) / Performing Arts	3	9	8	3	5	1	4	8	3								1	1	7	3		5	1	4	9	1	76
Music-Vipulananda		1		2	4	3				29	4	3	3	4	4	9	8					5					79
Dance-Vipulananda	3			1		2				16	3		4	3	2	8	8										50
Information Technology & Management	7	4	1	1	2	1	8	6	1	1	1	1	1	1	1	1	1	1	3	1	1	1	1	2	2	2	53
Health Promotion	5	3	2	1	4	1	3	5	1	1	1	1	1	1	1	2	4	1	4	2	1	1	1	2	2		51
Pharmacy	14	6	4	2	7	2	7	10	5	3	1	1	1	1	1	2	2	3	9	3	1	3	1	9	4	1	103

Table 02 - 03 (Contd.)

UNDERGRADUATE ADMISSIONS BY DISTRICT
(Academic Year 2010/2011)

Course of Study	Colombo	Gampaha	Kalutara	Matale	Kandy	Nuwara Eliya	Galle	Matara	Hambantota	Jaffna	Kilinochchi	Mannar	Mullaitivu	Vavuniya	Trincomalee	Batticaloa	Anpara	Puttalam	Kurunegala	Anuradhapura	Polonnaruwa	Badulla	Monaragala	Kegalle	Ratnapura	Special Intake *	Total
Medical Laboratory Sciences	9	6	4	2	4	2	7	8	10	2	1	1	1	1	1	2	2	2	14	3	1	3	1	9	4		100
Radiography	4	1	1	1	2	1	1	2	2	1	1	1	1	1	1	1	1	1	5	1	1	1	1	2	1	2	38
Physiotherapy	6	3	2	1	2	1	7	7	2	1	1	1	1	1	1	1	1	1	8	2	1	2	1	4	2	1	61
Environmental Conservation & Management	12	4	4	1	2	1	3	2	1	1	1	1	1	1	1	1	1	1	2	1	1	2	1	3	2	1	52
Facilities Management	8	3	2	1	2	1	12	1	1	2	1	1	1	1	2	1	1	1	2	1	1	1	1	1	2	3	54
Transport & Logistics Management	7	3	1	1	2	1	8	9	1	1	1	1	1	1	1	1	1	1	2	1	1	1	1	1	2	2	53
Molecular Biology And Biochemistry	15	3	2	1	2	1	9	3	3	1	1	1	1	1	1	1	1	1	2	2	1	2	1	2	2	5	65
Industrial Statistics & Mathematical Finance	15	3	2	1	2	1	5	4	1	5	1	1	1	1	1	1	1	1	4	2	1	2	1	1	2	2	62
Statistics & Operations Research	7	3	1	1	2	1	4	3	2	6	1	1	1	1	1	1	1	1	6	1	1	1	1	1	2	1	52
Computation & Management	4	3	4	1	2	1	1	2	1	2	1	1	1	1	1	1	4	3	4	2	1	2	2	2	4	1	52
Fisheries & Marine Sciences	7	5	2	2	4	1	7	5	3	1	1	1	1	1	1	1	1	1	2	2	1	3	1	2	4	3	63
Islamic Studies		13	10	5	8	2	2	2						1	14	16	30	14	11	4	2	1	2	13		1	151
Science & Technology	4	4	1	2	4	1	5	1	1	6	1	1	1	1	1	1	1	1	4	1	1	2	1	2	2	6	56
Computer Science & Technology	4	5	1	1	3	1	3	1	1	13	1			1	1	1	1	1	2	1	1	2	1	1	2		49
Entrepreneurship & Management	11	4	4	1	3	1	3	3	1	1	1	1		1	1	1	2	1	2	1	1	3	1	1	2	1	52
Animal Science	4	3	1	3	7	1	2	6	1	2	1	1		1	1	1	1	1	3	1	1	1	1	3	3	2	52
Animal Science & Fisheries	3	3	1	1	3	1	3	4	4	1	1	1	1	1	1	1	1	1	8	1	1	2	1	2	4	2	53
Music-Ramanathan	4			1	3	2				43	5	2	10	9	6	4	4									1	95
Music-UVPA	20	16	10	3	12	3	6	5	3								3	3	14	7	2	6	5	4	12	6	140
Dance-Ramanathan	3				1	1				38	6	1	2	4	4	3	7										70
Dance-UVPA	18	19	9	3	15	4	11	9	5						2		6	6	15	7	5	8	2	13	16	8	181
Art & Design-Ramanathan				1	1					6			2		1	5	6	4		2		1					29
Art & Sculpture-UVPA	4	4	7	3	6	1	4	5	3								1	1	9	4	1	3	4	4	3		67

Table 02 - 03 (Contd.)

UNDERGRADUATE ADMISSIONS BY DISTRICT
(Academic Year 2010/2011)

Course of Study	Colombo	Gampaha	Kalutara	Matale	Kandy	Nuwara Eliya	Galle	Matara	Hambantota	Jaffna	Kilinochchi	Mannar	Mullaitivu	Vavuniya	Trincomalee	Batticaloa	Ampara	Puttalam	Kurunegala	Anuradhapura	Polonnaruwa	Badulla	Monaragala	Kegalle	Ratnapura	Special Intake *	Total	
Drama & Theatre-Vipulananda		1			5	5				16	3	1	2	2	2	5	7										1	50
Drama & Theatre-UVPA	1	2	1		1	1	2	1										3	1	1	1	1	1	1	1	1	1	20
Visual & Technological Arts				2	4			1		5	1	1	1	1	4	4	9	7	6	3				1			4	54
Export Agriculture	5	4	3	2	6	1	7	1	1	1		1		1	1	1	1	1	4	1	1	1	1	2	2	2	2	51
Tea Technology & Value Addition	4	3	1	1	11	1	5	4	1	1	1	1		1	1	1	1	1	2	1	1	1	1	2	3	1	51	
Industrial Information Technology	4	7	2	1	5	1	3	2	1	2	1	1	1	1	1	1	1	1	5	1	1	1	2	2	3	1	52	
Mineral Resources & Technology	3	3	3	1	4	1	3	2	1	9	1	1		1	1	1	1	1	3	1	1	2	1	3	2	1	51	
Physical Education	2	2	1	1	2	1	2	4	1					1	1	1	1	1	1	1	1	2	2	2	5	1	36	
Aquatic Resources Technology	7	4	1	2	5	1	2	4	2	1	1	1		1	1	1	1	1	4	1	1	1	1	3	3		50	
Palm And Latex Technology & Value Addition	5	3	4	1	4	1	5	2	2	1				1	1	1	1	2	2	1		1	1	5	5	1	50	
Business Information Systems (Special)	4	3	1	1	2	1	5	1	1	1	1	1	1	1	5	1	2	1	3	4	2	1	1	1	6	1	52	
Hospitality, Tourism & Events Management	4	7	1	1	3	1	4	6	1	1	1	1		1	1	1	2	1	3	1	1	1	2	2	3	2	52	
Computing & Information Systems	19	8	6	1	8	1	6	5	1	3				1			3	1	5	2				6	4	1	81	
Sports Sciences & Management	2	2	1	1	4	1	2	1		1				1	1	1	1	1	2	2	1	2	1	2	5	2	37	
Speech & Language Therapy	5	9	1	1	2	1	5	1	1	1	1	1	1	1	1	1	1	1	7	1	1	1	1	1	4	1	52	
Arabic Language	2	27	3		11							1			1	1	3	10	17	2	2			20			100	
Tourism & Hospitality Management	27	7	5	2	6	3	6	5	2	2	1	1	1	2	2	2	3	2	5	4	1	4	1	3	4	6	107	
Total	2874	1618	1025	322	1311	490	1543	1228	726	885	168	138	140	195	299	456	609	589	1600	714	278	674	360	854	1178	1321	21595⁺	

Note:

- (1) ⁺ This excludes a supplementary intake of 421.
- (2) The first column lists out the major study programmes to which the students were admitted in 2009/10 university admissions.
- (3) * Students admitted on the basis of special categories, on the recommendations of the Appeals Committee and the Additional intake are shown under the "Special Intake" at the end of the listing of Districts.

Chart - 04

ADMISSIONS BY DISTRICT - Academic Year 2010/2011

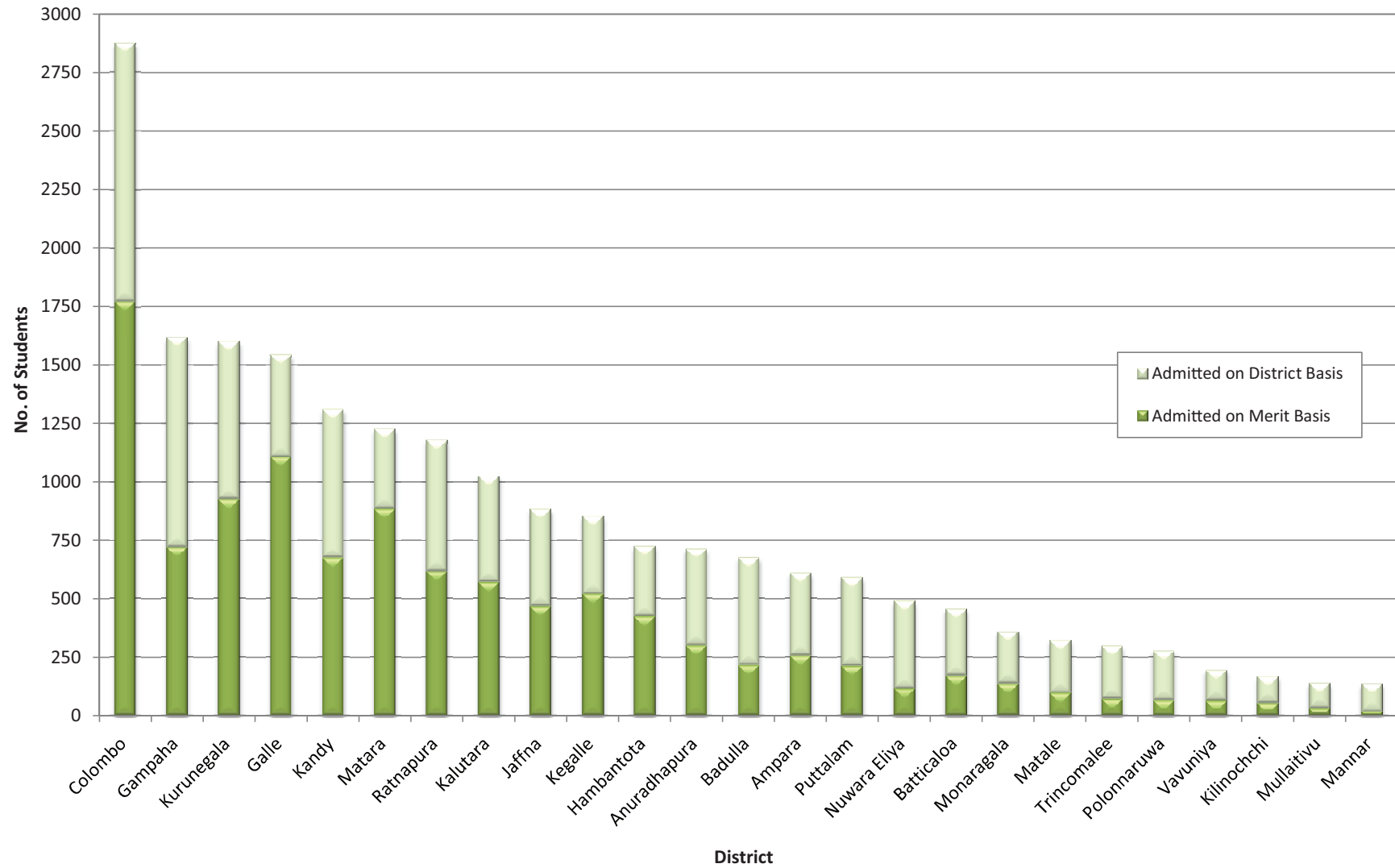


Table 02 - 04

UNDERGRADUATE ADMISSIONS BY ACADEMIC STREAM, DISTRICT AND ADMITTED CATEGORY
(Academic Year 2010/2011)

Academic Stream		Colombo	Gampaha	Kalutara	Matale	Kandy	Nuwara Eliya	Galle	Matara	Hambantota	Jaffna	Kilinochchi	Mannar	Mullaitivu	Vavuniya	Trincomalee	Batticaloa	Ampara	Puttalam	Kurunegala	Anuradhapura	Polonnaruwa	Badulla	Monaragala	Kegalle	Ratnapura	Special Intake *	Total
		Arts	Merit	210	305	276	59	227	95	354	348	210	262	51	16	32	42	41	136	182	159	444	213	51	142	107	294	405
	Other	83	26	15	19	57	20	14	13	7	69	14	24	23	18	35	27	36	14	49	18	6	20	7	10	17	976	1617
Law	Merit	28	8	7		6	5	12	16	4	2		1		1		3	3	5	12	5	1	1	2	10	7		139
	Other	24	20	10	5	13	9	10	8	6	7	2	1	2	2	4	6	7	9	14	9	5	10	5	8	13	2	211
Management & Commerce	Merit	486	203	83	9	62	8	235	96	23	15	1			6	9	12	12	16	127	35	11	32	15	45	105		1646
	Other	295	249	130	58	168	106	125	96	82	92	26	20	23	29	55	76	91	109	181	119	59	125	63	95	159	55	2686
Medicine	Merit	119	27	17	4	46	1	61	26	21	18					7	5	6	11	30	5		8	3	18	23		456
	Other	78	66	34	15	43	28	33	25	21	29	6	5	5	6	14	20	24	29	48	31	15	33	16	25	42	30	721
Dental Surgery	Merit	27							1																			28
	Other	5	4	2	1	3	2	2	2	2	2	1	1	1	1	1	1	2	2	3	2	1	2	1	2	3	6	55
Veterinary Science	Merit	18						2	5	1										9					4			39
	Other	7	6	3	1	5	2	3	2	2	3	1	1	1	1	1	2	2	2	4	3	1	3	1	2	4	5	68
Agriculture	Merit	42	20	24	3	57		52	42	25	34					1	2	9	1	30	3	1	3	4	27	5		385
	Other	65	57	28	14	38	23	27	23	19	28	5	7	4	7	12	18	20	24	40	26	14	27	14	20	35	41	636
Indigenous Medicine	Merit	38	12	8	1	14	3	8	8	8	12				8	2	5	11	5	10	7	1		1	5	4		171
	Other	29	25	13	6	16	10	9	8	5	3	2	2	1	2	5	2	9	10	17	12	6	13	4	9	13	25	256
Paramedical Studies *1	Merit	23	9	3	2	6		22	31	31	7							3	3	39	3		1		21	8		212
	Other	38	31	16	8	21	12	16	12	11	11	6	6	6	6	7	11	11	13	22	16	8	16	8	11	20	5	348
Engineering	Merit	128	24	24	2	47	3	66	78	26	39	1			5	4		3	5	36	5		10	1	12	11		530
	Other	90	78	40	18	51	33	38	30	25	34	8	7	8	9	17	24	28	33	56	35	19	38	20	29	49	22	839

Table 02 - 04 (Contd.)

**UNDERGRADUATE ADMISSIONS BY ACADEMIC STREAM, DISTRICT AND ADMITTED CATEGORY
(Academic Year 2010/2011)**

Academic Stream		Colombo	Gampaha	Kalutara	Matale	Kandy	Nuwara Eliya	Galle	Matara	Hambantota	Jaffna	Kilinochchi	Mannar	Mullaitivu	Vavuniya	Trincomalee	Batticaloa	Ampara	Puttalam	Kurunegala	Anuradhapura	Polonnaruwa	Badulla	Monaragala	Kegalle	Ratnapura	Special Intake *	Total
		Architecture/Quantity Surveying * ²	Merit	42	3	3		6		27	8	6	1					1	1	1	1	6	3		1	1	5	1
	Other	25	22	10	4	16	5	10	5	6	4	3	3	3	3	3	4	4	5	16	5	4	8	4	7	9	13	201
Fashion Design & Transport & Logistic Mgt	Merit	5	1	3	1	1		8	8						1				1	4					1			34
	Other	8	6	2	1	4	2	3	3	1	2	1	1	1	1	1	1	1	1	5	1	1	3	1	2	3	4	60
Computer Sc./MIT/IT/ICT * ³	Merit	147	19	16	1	20	1	59	44	15	17	1			1	7	4	20	2	22	6	1	2	2	6	9		422
	Other	74	67	29	16	43	23	29	23	19	25	8	9	7	10	15	18	24	25	47	24	15	26	15	24	42	22	679
Science * ⁴	Merit	459	89	105	15	181		199	174	53	60						2	6	4	156	15		16	1	71	38		1644
	Other	281	241	124	59	160	99	119	93	97	109	31	34	23	36	57	76	94	100	173	113	58	134	64	91	153	115	2734
Total	Merit	1772	720	569	97	673	116	1105	885	423	467	54	17	32	64	72	170	256	213	925	300	66	216	137	519	616		10484
	Other	1102	898	456	225	638	374	438	343	303	418	114	121	108	131	227	286	353	376	675	414	212	458	223	335	562	1321	11111 ⁺

Notes :

- (1) ⁺ This excludes a supplementary intake of 421.
- (2) The row "other" shows students admitted under District quota, Educationally Disadvantage District quota and Special Intake together.
- (3) Admission to Arts Degree course is purely on merit however, policy ensures the number selected from each district to not less than the number admitted in 1993/94. This adjustment is shown under the Other category.
- (4) * Students admitted on the basis of special categories, on the recommendations of the Appeals committee and Additional Intake are shown under the "Special Intake" at the end of the listings of Districts.
- (5) *1, *2, *3 & *4 refer the Notes (4), (5) (6) & (7) given under the Table 02 - 02.

Chart - 05

ETHNIC COMPOSITION OF ADMISSIONS BY BROAD FIELDS - Academic Year 2010/2011

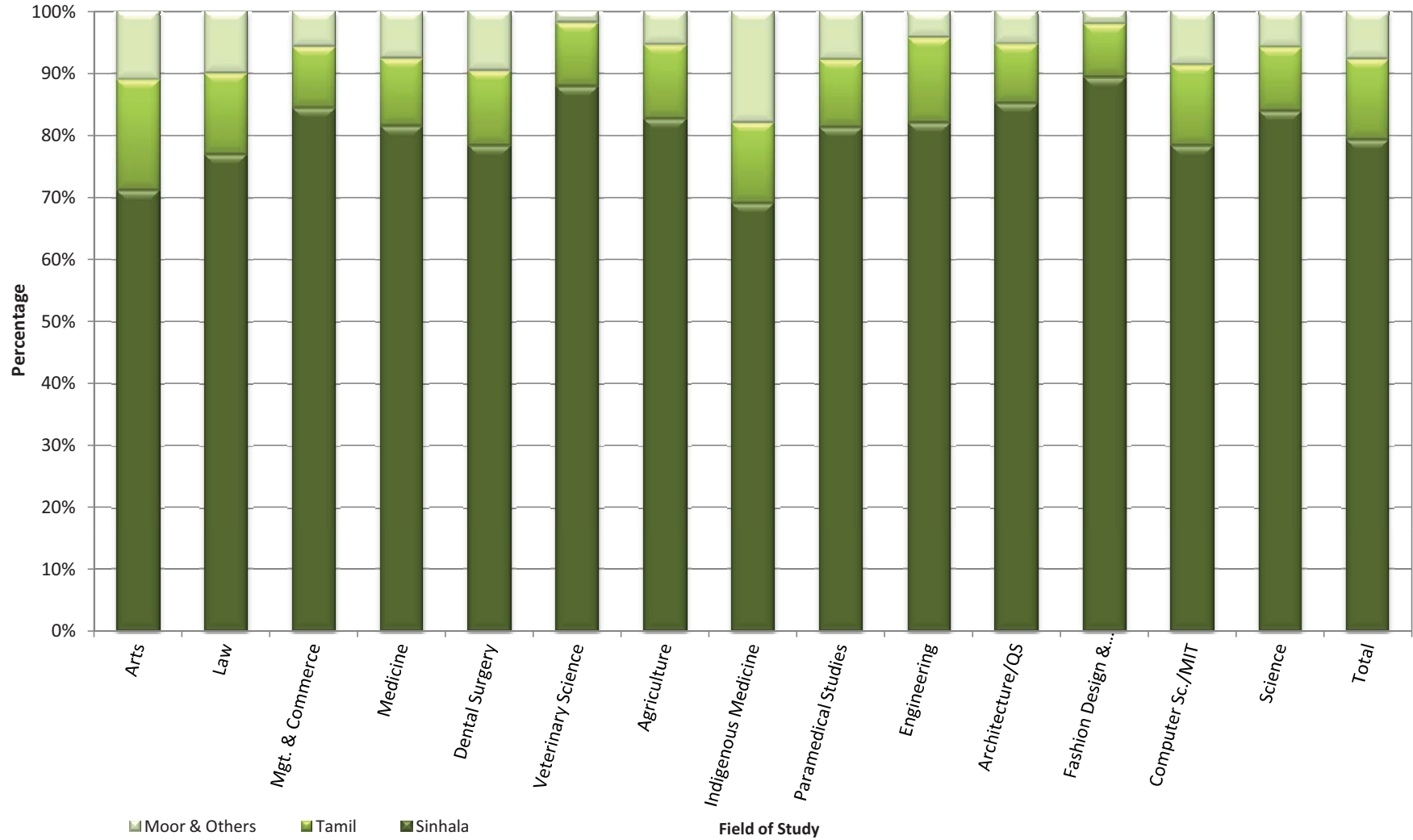


Table 02 - 05

**UNDERGRADUATE ADMISSIONS BY ACADEMIC STREAM, HIGHER EDUCATIONAL INSTITUTION AND ETHNICITY
(Academic Year 2010/2011)**

Higher Educational Institution	Ethnicity	Arts	Law	Management & Commerce	Medicine	Dental Surgery	Veterinary Science	Agriculture	Indigenous Medicine	Paramedical Studies * ¹	Engineering	Architecture/Quantity Surveying * ²	Fashion Design & Transport & Logistic Mgt	Computer Sc./MIT/ICT/BIS * ³	Science * ⁴	Total
Colombo	Sinhala	743	214	369	160					30					467	1983
	Tamil	17	16	20	22										24	99
	Moor	34	19	27	9										23	112
	Other	1	1	5	1											8
Peradeniya	Sinhala	551	40	118	174	65	94	181		140	281			33	506	2183
	Tamil	84	6	16	6	10	11	19		19	96			12	30	309
	Moor	101	4	13	15	4	2	4		13	36			7	20	219
	Other				1	4										5
Sri Jayewardenepura	Sinhala	700		1070	131					71				37	484	2493
	Tamil	2		42	16					1				11	22	94
	Moor	2		37	3					6				4	13	65
	Other	2		1	1										1	5
Kelaniya	Sinhala	983		488	149					41				42	462	2165
	Tamil	11		14	1					5				7	6	44
	Moor	5		24	10					6				1	18	64
	Other	2		1	4										3	10
Moratuwa	Sinhala										651	270	84	170		1175
	Tamil										92	30	8	27		157
	Moor										16	16	2	10		44
	Other										1	1		1		3
Jaffna	Sinhala	1	15	90	11			11		34				52	40	254
	Tamil	553	24	181	75			66	36	30				28	189	1182
	Moor	28	11	7	14			4	14	11				15	41	145
	Other															
Ruhuna	Sinhala	455		309	140			165		127	191			48	507	1942
	Tamil	2								2				5	10	19
	Moor			11	4			4		1	5				21	46
	Other							1								1

Table 02 - 05 (Contd.)

**UNDERGRADUATE ADMISSIONS BY ACADEMIC STREAM, HIGHER EDUCATIONAL INSTITUTION AND ETHNICITY
(Academic Year 2010/2011)**

Higher Educational Institution	Ethnicity	Arts	Law	Management & Commerce	Medicine	Dental Surgery	Veterinary Science	Agriculture	Indigenous Medicine	Paramedical Studies * ¹	Engineering	Architecture/Quantity Surveying * ²	Fashion Design & Transport & Logistic Mgt	Computer Sc./MIT/IT/ICT/BIS * ³	Science * ⁴	Total
Eastern	Sinhala	42		124	27			41	4	12					186	436
	Tamil	220		105	7			17	7	4					44	404
	Moor	91		18	16			20	14	7					31	197
	Other	1		2												3
South Eastern	Sinhala			105										38	133	276
	Tamil	13		6										11	5	35
	Moor	375		61										33	36	505
	Other															
Rajarata	Sinhala	327		317	167			149						72	206	1238
	Tamil	1		10	1			3						2	9	26
	Moor	2		10	12			5						5	16	50
	Other	1		1												2
Sabaragamuwa	Sinhala	235		336				97						70	210	948
	Tamil	16		8				1						7	24	56
	Moor	11		6				3						4	12	36
	Other															
Wayamba	Sinhala			247				113							270	630
	Tamil			12				6							41	59
	Moor			15				9							9	33
	Other															
Uva Wellassa	Sinhala			83				87						67	204	441
	Tamil			13				10						23	43	89
	Moor			8				5						10	12	35
	Other													1		1

Table 02 - 05 (Contd.)

**UNDERGRADUATE ADMISSIONS BY ACADEMIC STREAM, HIGHER EDUCATIONAL INSTITUTION AND ETHNICITY
(Academic Year 2010/2011)**

Higher Educational Institution	Ethnicity	Arts	Law	Management & Commerce	Medicine	Dental Surgery	Veterinary Science	Agriculture	Indigenous Medicine	Paramedical Studies * ¹	Engineering	Architecture/Quantity Surveying * ²	Fashion Design & Transport & Logistic Mgt	Computer Sc./MIT/IT/ICT/BIS * ³	Science * ⁴	Total
Visual and Performing Arts	Sinhala	407														407
	Tamil															
	Moor	1														1
	Other															
Institute of Indigenous Medicine	Sinhala								167							167
	Tamil								12							12
	Moor								48							48
	Other								1							1
Gampaha Wickremarachchi Ayurveda Institute	Sinhala								124							124
	Tamil															
	Moor															
	Other															
University of Colombo school of Computing	Sinhala													234		234
	Tamil													10		10
	Moor													4		4
	Other															
Swami Vipulananda Institute of Aesthetic Studies	Sinhala															
	Tamil	194														194
	Moor	33														33
	Other															
Total	Sinhala	4444	269	3656	959	65	94	844	295	455	1123	270	84	863	3675	17096
	Tamil	1113	46	427	128	10	11	122	55	61	188	30	8	143	447	2789
	Moor	683	34	237	83	4	2	54	76	44	57	16	2	93	252	1637
	Other	7	1	10	7	4		1	1		1	1		2	4	39

Note

- (1) This excludes a supplementary intake of 421.
- (2) This excludes 34 students who were selected but not admitted as minimum requirements were not fulfilled for common general paper.
- (3) *1, *2, *3 & *4 refer the Notes (4), (5) (6) & (7) given under the Table 02 - 02.

