

# STUDENT ENROLMENT

## CHAPTER 3

---

This Chapter presents number of students registered to undergraduate & postgraduate degree programmes of Universities and HEIs particularly in 2018 while few tables provide trend of data for retrospective years. The number of undergraduate/postgraduate enrolment refers to the count of undergraduate/postgraduate students registered for a particular programme as at the middle of the reference year.

At the beginning of the Chapter, the summary of enrolment of undergraduate and postgraduate students are presented.

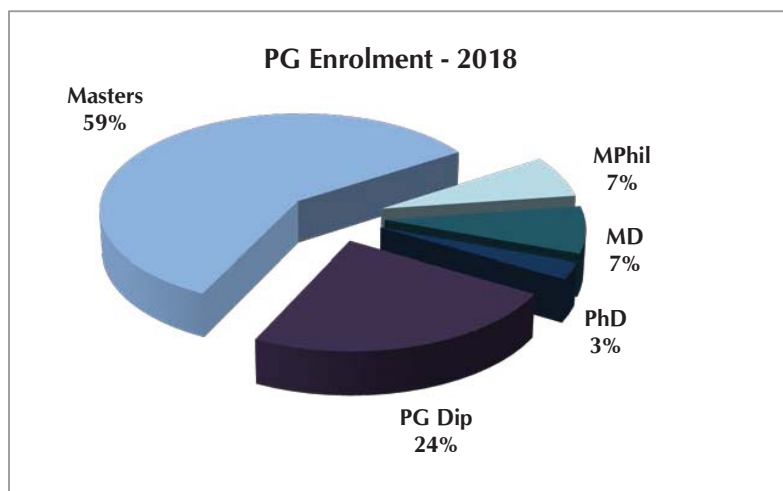
### Total Undergraduate Enrolment in Universities & HEIs - 2018

| Faculty/Academic Programme | UGC Intake <sup>1</sup> | External, Open & Distance Learning | Foreign    |
|----------------------------|-------------------------|------------------------------------|------------|
| Arts                       | 30041                   | 199867                             | 66         |
| Education                  | 348                     | 328                                |            |
| Mgt & Commerce             | 19650                   | 130542                             | 11         |
| Law                        | 1404                    | 4410                               | 4          |
| Medicine                   | 7141                    |                                    | 199        |
| Dental Science             | 316                     |                                    |            |
| Veterinary Science         | 296                     |                                    |            |
| Agriculture                | 4638                    | 953                                | 3          |
| Engineering                | 7185                    | 5208                               | 13         |
| Architecture & QS          | 1516                    |                                    | 6          |
| Computer Science           | 4732                    | 6423                               | 11         |
| Allied Health Sciences     | 2105                    | 4075                               | 6          |
| Science                    | 12890                   | 4414                               | 11         |
| Indigenous Medicine        | 1929                    |                                    |            |
| Technology                 | 3737                    |                                    |            |
| <b>Total</b>               | <b>97928</b>            | <b>356220</b>                      | <b>330</b> |

### Total Postgraduate Enrolment in Universities & HEIs - 2018

| Faculty/Academic Programme | Local        | Foreign    |
|----------------------------|--------------|------------|
| Arts                       | 8072         | 707        |
| Education                  | 7376         | 2          |
| Mgt & Commerce             | 7869         | 15         |
| Law                        | 303          | 6          |
| Medicine & Dental Sc.      | 4443         | 24         |
| Veterinary Science         | 84           |            |
| Agriculture                | 1253         | 4          |
| Engineering                | 4150         | 17         |
| Architecture & QS          | 600          |            |
| Science/IT                 | 5630         | 25         |
| Indigenous Medicine        | 180          |            |
| Allied Health Sciences     | 2            |            |
| <b>Total</b>               | <b>39962</b> | <b>800</b> |

**Note:** 1. Includes Lateral entry & backlog students too.



(Universities and HEIs established under the Universities Act)

Chart - 06

### UNDERGRADUATE ENROLMENT BY ACADEMIC PROGRAMME AND SEX - 2018 (Universities and HEIs established under the Universities Act)

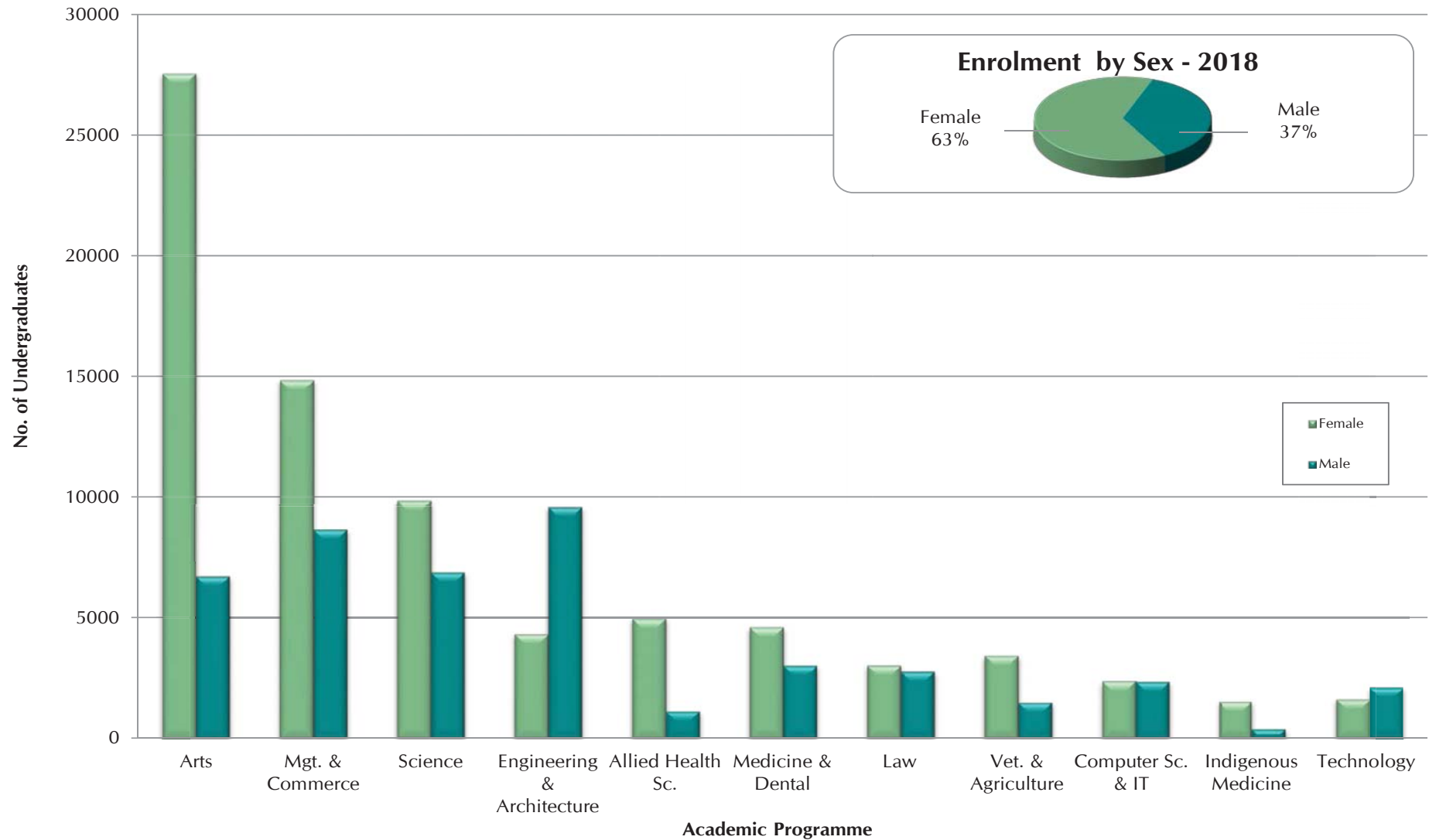


Table 03 - 01 (a)

**DETAILED UNDERGRADUATES ENROLMENT OF HIGHER EDUCATIONAL INSTITUTIONS 2018 - UGC INTAKE**  
(Universities and HEIs established under the Universities Act)

|                                 |      |      |        |       | Grand Total :                                     | Male<br>34908 | Female<br>62907 | Total<br>97815 |       |                                                             |      |      |        |       |
|---------------------------------|------|------|--------|-------|---------------------------------------------------|---------------|-----------------|----------------|-------|-------------------------------------------------------------|------|------|--------|-------|
| INTAKE                          | YEAR | MALE | FEMALE | TOTAL | INTAKE                                            | YEAR          | MALE            | FEMALE         | TOTAL | INTAKE                                                      | YEAR | MALE | FEMALE | TOTAL |
| <b>University of Colombo</b>    |      |      |        |       | <b>BBA</b>                                        |               |                 |                |       | 2015/16                                                     |      |      |        |       |
|                                 |      | 2571 | 5845   | 8416  |                                                   |               | 643             | 1151           | 1794  |                                                             |      | 39   | 41     | 80    |
| <i>Arts</i>                     |      |      |        |       | 2016/17                                           |               |                 |                |       | 2014/15                                                     |      |      |        |       |
|                                 |      | 346  | 1798   | 2144  |                                                   |               | 174             | 341            | 515   |                                                             |      | 51   | 30     | 81    |
| <b>BA</b>                       |      |      |        |       | 2015/16                                           |               |                 |                |       | 2013/14                                                     |      |      |        |       |
|                                 |      | 346  | 1798   | 2144  |                                                   |               | 161             | 295            | 456   |                                                             |      | 34   | 26     | 60    |
| 2016/17                         |      |      |        |       | 2014/15                                           |               |                 |                |       | <b>BSc (Physical Science, Biological Science, Molecular</b> |      |      |        |       |
|                                 |      | 98   | 615    | 713   |                                                   |               | 152             | 256            | 408   |                                                             |      | 581  | 714    | 1295  |
| 2015/16                         |      |      |        |       | 2013/14                                           |               |                 |                |       | 2016/17                                                     |      |      |        |       |
|                                 |      | 83   | 401    | 484   |                                                   |               | 156             | 259            | 415   |                                                             |      | 202  | 204    | 406   |
| 2014/15                         |      |      |        |       | <i>Medicine</i>                                   |               |                 |                |       | 2015/16                                                     |      |      |        |       |
|                                 |      | 99   | 507    | 606   |                                                   |               | 561             | 690            | 1251  |                                                             |      | 137  | 176    | 313   |
| 2013/14                         |      |      |        |       | <b>MBBS</b>                                       |               |                 |                |       | 2014/15                                                     |      |      |        |       |
|                                 |      | 66   | 275    | 341   |                                                   |               | 531             | 612            | 1143  |                                                             |      | 173  | 182    | 355   |
| <i>Education</i>                |      |      |        |       | 2016/17                                           |               |                 |                |       | 2013/14                                                     |      |      |        |       |
|                                 |      | 12   | 336    | 348   |                                                   |               | 84              | 106            | 190   |                                                             |      | 69   | 152    | 221   |
| <b>B Ed</b>                     |      |      |        |       | 2015/16                                           |               |                 |                |       | <i>Nursing</i>                                              |      |      |        |       |
|                                 |      | 12   | 336    | 348   |                                                   |               | 88              | 105            | 193   |                                                             |      | 31   | 62     | 93    |
| 2015/16                         |      |      |        |       | 2014/15                                           |               |                 |                |       | <b>BSc (Nursing)</b>                                        |      |      |        |       |
|                                 |      | 7    | 120    | 127   |                                                   |               | 87              | 103            | 190   |                                                             |      | 31   | 62     | 93    |
| 2014/15                         |      |      |        |       | 2013/14                                           |               |                 |                |       | 2016/17                                                     |      |      |        |       |
|                                 |      | 5    | 112    | 117   |                                                   |               | 86              | 103            | 189   |                                                             |      | 31   | 62     | 93    |
| 2013/14                         |      |      |        |       | 2012/13                                           |               |                 |                |       | <i>Technology</i>                                           |      |      |        |       |
|                                 |      | 0    | 104    | 104   |                                                   |               | 90              | 101            | 191   |                                                             |      | 87   | 88     | 175   |
| <i>Law</i>                      |      |      |        |       | 2011/12                                           |               |                 |                |       | <b>BET</b>                                                  |      |      |        |       |
|                                 |      | 145  | 855    | 1000  |                                                   |               | 96              | 94             | 190   |                                                             |      | 63   | 12     | 75    |
| <b>LLB</b>                      |      |      |        |       | <b>BSc (Physiotherapy)</b>                        |               |                 |                |       | 2016/17                                                     |      |      |        |       |
|                                 |      | 145  | 855    | 1000  |                                                   |               | 30              | 78             | 108   |                                                             |      | 63   | 12     | 75    |
| 2016/17                         |      |      |        |       | 2016/17                                           |               |                 |                |       | 2015/16                                                     |      |      |        |       |
|                                 |      | 40   | 210    | 250   |                                                   |               | 8               | 26             | 34    |                                                             |      | 7    | 19     | 26    |
| 2015/16                         |      |      |        |       | 2014/15                                           |               |                 |                |       | <b>BBST</b>                                                 |      |      |        |       |
|                                 |      | 32   | 218    | 250   |                                                   |               | 10              | 15             | 25    |                                                             |      | 24   | 76     | 100   |
| 2014/15                         |      |      |        |       | 2013/14                                           |               |                 |                |       | 2016/17                                                     |      |      |        |       |
|                                 |      | 34   | 214    | 248   |                                                   |               | 5               | 18             | 23    |                                                             |      | 24   | 76     | 100   |
| 2013/14                         |      |      |        |       | <i>Science</i>                                    |               |                 |                |       |                                                             |      |      |        |       |
|                                 |      | 39   | 213    | 252   |                                                   |               | 746             | 865            | 1611  |                                                             |      |      |        |       |
| <i>Management &amp; Finance</i> |      |      |        |       | <b>BSc (Industrial Stat. &amp; Math. Finance)</b> |               |                 |                |       |                                                             |      |      |        |       |
|                                 |      | 643  | 1151   | 1794  |                                                   |               | 165             | 151            | 316   |                                                             |      |      |        |       |
|                                 |      |      |        |       | 2016/17                                           |               |                 |                |       |                                                             |      |      |        |       |
|                                 |      |      |        |       |                                                   |               | 41              | 54             | 95    |                                                             |      |      |        |       |

Table 03 - 01 (a) (Contd.)

**DETAILED UNDERGRADUATES ENROLMENT OF HIGHER EDUCATIONAL INSTITUTIONS 2018 - UGC INTAKE**  
(Universities and HEIs established under the Universities Act)

| INTAKE                     | YEAR | MALE       | FEMALE     | TOTAL      | INTAKE                                      | YEAR | MALE        | FEMALE      | TOTAL        | INTAKE                                     | YEAR | MALE      | FEMALE     | TOTAL      |
|----------------------------|------|------------|------------|------------|---------------------------------------------|------|-------------|-------------|--------------|--------------------------------------------|------|-----------|------------|------------|
| <b>Sripalee Campus</b>     |      |            |            |            | <b>University of Peradeniya</b>             |      |             |             |              |                                            |      |           |            |            |
|                            |      | <b>103</b> | <b>529</b> | <b>632</b> |                                             |      | <b>4160</b> | <b>6607</b> | <b>10767</b> | 2013/14                                    | 4    | 9         | 23         | 32         |
| <i>Mass Media</i>          |      |            |            |            | <i>Arts</i>                                 |      |             |             |              | <b>BSc (Food Science &amp; Technology)</b> |      |           |            |            |
|                            |      | <b>45</b>  | <b>269</b> | <b>314</b> |                                             |      | <b>640</b>  | <b>2755</b> | <b>3395</b>  |                                            |      | <b>34</b> | <b>103</b> | <b>137</b> |
| <b>BA (Mass Media)</b>     |      |            |            |            | <b>BA</b>                                   |      |             |             |              | 2016/17                                    |      |           |            |            |
|                            |      | <b>45</b>  | <b>269</b> | <b>314</b> |                                             |      | <b>619</b>  | <b>2571</b> | <b>3190</b>  | 2016/17                                    | 1    | 14        | 31         | 45         |
| 2016/17                    | 1    | 13         | 67         | 80         | 2016/17                                     | 1    | 176         | 719         | 895          | 2015/16                                    | 2    | 10        | 26         | 36         |
| 2015/16                    | 2    | 13         | 70         | 83         | 2015/16                                     | 2    | 140         | 612         | 752          | 2014/15                                    | 3    | 8         | 29         | 37         |
| 2014/15                    | 3    | 10         | 70         | 80         | 2014/15                                     | 3    | 179         | 778         | 957          | 2013/14                                    | 4    | 2         | 17         | 19         |
| 2013/14                    | 4    | 9          | 62         | 71         | 2013/14                                     | 4    | 124         | 462         | 586          | <i>Allied Health Sciences</i>              |      |           |            |            |
| <i>Performing Art</i>      |      |            |            |            | <b>LLB</b>                                  |      |             |             |              | <b>209</b>                                 |      |           |            |            |
|                            |      | <b>58</b>  | <b>260</b> | <b>318</b> |                                             |      | <b>21</b>   | <b>184</b>  | <b>205</b>   |                                            |      | <b>29</b> | <b>73</b>  | <b>102</b> |
| <b>BA (Performing Art)</b> |      |            |            |            | 2016/17                                     |      |             |             |              | <b>BPharm</b>                              |      |           |            |            |
|                            |      | <b>58</b>  | <b>260</b> | <b>318</b> | 2016/17                                     | 1    | 3           | 46          | 49           |                                            |      | <b>29</b> | <b>73</b>  | <b>102</b> |
| 2016/17                    | 1    | 14         | 66         | 80         | 2015/16                                     | 2    | 4           | 46          | 50           | 2016/17                                    | 1    | 6         | 21         | 27         |
| 2015/16                    | 2    | 10         | 67         | 77         | 2014/15                                     | 3    | 6           | 44          | 50           | 2015/16                                    | 2    | 3         | 17         | 20         |
| 2014/15                    | 3    | 14         | 69         | 83         | 2013/14                                     | 4    | 8           | 48          | 56           | 2014/15                                    | 3    | 11        | 15         | 26         |
| 2013/14                    | 4    | 20         | 58         | 78         | <i>Agriculture</i>                          |      |             |             |              | 2013/14                                    |      |           |            |            |
|                            |      |            |            |            |                                             |      | <b>305</b>  | <b>617</b>  | <b>922</b>   |                                            |      | <b>4</b>  | <b>9</b>   | <b>20</b>  |
|                            |      |            |            |            | <b>BSc (Agricultural Tech. &amp; Mgt)</b>   |      |             |             |              | <b>BSc (Physiotherapy)</b>                 |      |           |            |            |
|                            |      |            |            |            |                                             |      | <b>227</b>  | <b>410</b>  | <b>637</b>   |                                            |      | <b>43</b> | <b>78</b>  | <b>121</b> |
|                            |      |            |            |            | 2016/17                                     | 1    | 73          | 125         | 198          | 2016/17                                    | 1    | 10        | 18         | 28         |
|                            |      |            |            |            | 2015/16                                     | 2    | 54          | 87          | 141          | 2015/16                                    | 2    | 9         | 15         | 24         |
|                            |      |            |            |            | 2014/15                                     | 3    | 49          | 91          | 140          | 2014/15                                    | 3    | 10        | 21         | 31         |
|                            |      |            |            |            | 2013/14                                     | 4    | 51          | 107         | 158          | 2013/14                                    | 4    | 14        | 24         | 38         |
|                            |      |            |            |            | <b>BSc (Animal Science &amp; Fisheries)</b> |      |             |             |              | <b>BSc (MLS)</b>                           |      |           |            |            |
|                            |      |            |            |            |                                             |      | <b>44</b>   | <b>104</b>  | <b>148</b>   |                                            |      | <b>24</b> | <b>91</b>  | <b>115</b> |
|                            |      |            |            |            | 2016/17                                     | 1    | 11          | 37          | 48           | 2016/17                                    | 1    | 7         | 22         | 29         |
|                            |      |            |            |            | 2015/16                                     | 2    | 14          | 26          | 40           | 2015/16                                    | 2    | 6         | 20         | 26         |
|                            |      |            |            |            | 2014/15                                     | 3    | 10          | 18          | 28           | 2014/15                                    | 3    | 6         | 23         | 29         |
|                            |      |            |            |            |                                             |      |             |             |              | 2013/14                                    | 4    | 5         | 26         | 31         |
|                            |      |            |            |            |                                             |      |             |             |              | <b>BSc (Nursing)</b>                       |      |           |            |            |
|                            |      |            |            |            |                                             |      |             |             |              |                                            |      | <b>48</b> | <b>113</b> | <b>161</b> |

Table 03 - 01 (a) (Contd.)

**DETAILED UNDERGRADUATES ENROLMENT OF HIGHER EDUCATIONAL INSTITUTIONS 2018 - UGC INTAKE**  
(Universities and HEIs established under the Universities Act)

| INTAKE                   | YEAR | MALE        | FEMALE     | TOTAL       |
|--------------------------|------|-------------|------------|-------------|
| 2016/17                  | 1    | 14          | 35         | 49          |
| 2015/16                  | 2    | 8           | 29         | 37          |
| 2014/15                  | 3    | 10          | 23         | 33          |
| 2013/14                  | 4    | 16          | 26         | 42          |
| <b>BSc (Radiography)</b> |      |             |            |             |
|                          |      | <b>65</b>   | <b>73</b>  | <b>138</b>  |
| 2016/17                  | 1    | 19          | 24         | 43          |
| 2015/16                  | 2    | 16          | 17         | 33          |
| 2014/15                  | 3    | 17          | 14         | 31          |
| 2013/14                  | 4    | 13          | 18         | 31          |
| <b>Dental Science</b>    |      |             |            |             |
|                          |      | <b>110</b>  | <b>206</b> | <b>316</b>  |
| <b>BDS</b>               |      |             |            |             |
|                          |      | <b>110</b>  | <b>206</b> | <b>316</b>  |
| 2016/17                  | 1    | 26          | 51         | 77          |
| 2015/16                  | 2    | 22          | 56         | 78          |
| 2014/15                  | 3    | 27          | 53         | 80          |
| 2013/14                  | 4    | 35          | 46         | 81          |
| <b>Engineering</b>       |      |             |            |             |
|                          |      | <b>1271</b> | <b>390</b> | <b>1661</b> |
| <b>BSc (Engineering)</b> |      |             |            |             |
|                          |      | <b>1271</b> | <b>390</b> | <b>1661</b> |
| 2016/17                  | 1    | 315         | 100        | 415         |
| 2015/16                  | 2    | 310         | 104        | 414         |
| 2014/15                  | 3    | 329         | 87         | 416         |
| 2013/14                  | 4    | 317         | 99         | 416         |
| <b>Management</b>        |      |             |            |             |
|                          |      | <b>231</b>  | <b>364</b> | <b>595</b>  |

| INTAKE                                    | YEAR | MALE       | FEMALE     | TOTAL       |
|-------------------------------------------|------|------------|------------|-------------|
| <b>BBA</b>                                |      |            |            |             |
|                                           |      | <b>231</b> | <b>364</b> | <b>595</b>  |
| 2016/17                                   | 1    | 74         | 95         | 169         |
| 2015/16                                   | 2    | 56         | 84         | 140         |
| 2014/15                                   | 3    | 40         | 96         | 136         |
| 2013/14                                   | 4    | 61         | 89         | 150         |
| <b>Medicine</b>                           |      |            |            |             |
|                                           |      | <b>518</b> | <b>727</b> | <b>1245</b> |
| <b>MBBS</b>                               |      |            |            |             |
|                                           |      | <b>518</b> | <b>727</b> | <b>1245</b> |
| 2016/17                                   | 1    | 86         | 119        | 205         |
| 2015/16                                   | 2    | 80         | 125        | 205         |
| 2014/15                                   | 3    | 98         | 107        | 205         |
| 2013/14                                   | 4    | 72         | 132        | 204         |
| 2012/13                                   | 5    | 84         | 111        | 195         |
| 2011/12                                   | 5    | 98         | 133        | 231         |
| <b>Science</b>                            |      |            |            |             |
|                                           |      | <b>766</b> | <b>934</b> | <b>1700</b> |
| <b>BSc</b>                                |      |            |            |             |
|                                           |      | <b>603</b> | <b>720</b> | <b>1323</b> |
| 2016/17                                   | 1    | 191        | 212        | 403         |
| 2015/16                                   | 2    | 151        | 173        | 324         |
| 2014/15                                   | 3    | 177        | 196        | 373         |
| 2013/14                                   | 4    | 84         | 139        | 223         |
| <b>BSc (Computation &amp; Management)</b> |      |            |            |             |
|                                           |      | <b>57</b>  | <b>147</b> | <b>204</b>  |
| 2016/17                                   | 1    | 10         | 42         | 52          |
| 2015/16                                   | 2    | 11         | 36         | 47          |
| 2014/15                                   | 3    | 16         | 31         | 47          |

| INTAKE                                      | YEAR | MALE       | FEMALE     | TOTAL      |
|---------------------------------------------|------|------------|------------|------------|
| 2013/14                                     | 4    | 20         | 38         | 58         |
| <b>BSc (Statistics &amp; OR )</b>           |      |            |            |            |
|                                             |      | <b>106</b> | <b>67</b>  | <b>173</b> |
| 2016/17                                     | 1    | 31         | 20         | 51         |
| 2015/16                                     | 2    | 27         | 11         | 38         |
| 2014/15                                     | 3    | 25         | 18         | 43         |
| 2013/14                                     | 4    | 23         | 18         | 41         |
| <b>Veterinary Medicine &amp; Animal Sc.</b> |      |            |            |            |
|                                             |      | <b>110</b> | <b>186</b> | <b>296</b> |
| <b>BVSc</b>                                 |      |            |            |            |
|                                             |      | <b>110</b> | <b>186</b> | <b>296</b> |
| 2016/17                                     | 1    | 30         | 49         | 79         |
| 2015/16                                     | 2    | 21         | 43         | 64         |
| 2014/15                                     | 3    | 38         | 50         | 88         |
| 2013/14                                     | 4    | 21         | 44         | 65         |

Table 03 - 01 (a) (Contd.)

**DETAILED UNDERGRADUATES ENROLMENT OF HIGHER EDUCATIONAL INSTITUTIONS 2018 - UGC INTAKE**  
(Universities and HEIs established under the Universities Act)

| INTAKE                                      | YEAR    | MALE        | FEMALE      | TOTAL        | INTAKE                                   | YEAR                                     | MALE       | FEMALE      | TOTAL       | INTAKE      | YEAR                           | MALE       | FEMALE     | TOTAL      |             |     |
|---------------------------------------------|---------|-------------|-------------|--------------|------------------------------------------|------------------------------------------|------------|-------------|-------------|-------------|--------------------------------|------------|------------|------------|-------------|-----|
| <b>University of Sri Jayawardenepura</b>    |         |             |             |              | <b>BA</b>                                |                                          |            |             |             | 2015/16     |                                |            |            |            |             |     |
|                                             |         | <b>4102</b> | <b>7912</b> | <b>12014</b> |                                          |                                          | <b>641</b> | <b>2696</b> | <b>3337</b> |             |                                | 20         | 36         | 56         |             |     |
| <i>Applied Science</i>                      |         |             |             |              | 2016/17                                  |                                          |            |             |             | 2014/15     |                                |            |            |            |             |     |
|                                             |         | <b>766</b>  | <b>1233</b> | <b>1999</b>  |                                          | 1                                        | 166        | 749         | 915         |             |                                | 3          | 24         | 52         |             |     |
| <b>BSc</b>                                  |         |             |             |              | 2015/16                                  |                                          |            |             |             | 2013/14     |                                |            |            |            |             |     |
|                                             |         | <b>586</b>  | <b>1006</b> | <b>1592</b>  |                                          | 2                                        | 184        | 691         | 875         |             |                                | 4          | 31         | 65         |             |     |
|                                             | 2016/17 | 1           | 201         | 326          | 527                                      |                                          | 3          | 168         | 691         | 859         | <b>BSc (Public Management)</b> |            |            |            |             |     |
|                                             | 2015/16 | 2           | 153         | 288          | 441                                      |                                          | 4          | 123         | 565         | 688         |                                |            | <b>121</b> | <b>172</b> | <b>293</b>  |     |
|                                             | 2014/15 | 3           | 211         | 305          | 516                                      | <i>Management Studies &amp; Commerce</i> |            |             |             |             | 2016/17                        |            |            |            |             |     |
|                                             | 2013/14 | 4           | 21          | 87           | 108                                      |                                          |            | <b>1818</b> | <b>2953</b> | <b>4771</b> |                                |            | 1          | 29         | 42          | 71  |
| <b>BSc (Food Science &amp; Technology )</b> |         |             |             |              | <b>B Com</b>                             |                                          |            |             |             | 2015/16     |                                |            |            |            |             |     |
|                                             |         | <b>43</b>   | <b>131</b>  | <b>174</b>   |                                          |                                          | <b>174</b> | <b>308</b>  | <b>482</b>  |             |                                | 2          | 26         | 48         | 74          |     |
|                                             | 2016/17 | 1           | 11          | 33           | 44                                       | 2016/17                                  |            |             |             |             | 2014/15                        |            |            |            |             |     |
|                                             | 2015/16 | 2           | 8           | 36           | 44                                       |                                          | 1          | 48          | 70          | 118         |                                |            | 3          | 28         | 42          | 70  |
|                                             | 2014/15 | 3           | 8           | 28           | 36                                       |                                          | 2          | 38          | 85          | 123         | <i>Medical Sciences</i>        |            |            |            |             |     |
|                                             | 2013/14 | 4           | 16          | 34           | 50                                       |                                          | 3          | 50          | 72          | 122         |                                |            | <b>329</b> | <b>695</b> | <b>1024</b> |     |
| <b>BSc (Sport Science Management)</b>       |         |             |             |              | 2013/14                                  |                                          |            |             |             | 2014/15     |                                |            |            |            |             |     |
|                                             |         | <b>84</b>   | <b>70</b>   | <b>154</b>   |                                          | 4                                        | 38         | 81          | 119         |             |                                | 3          | 28         | 40         | 78          |     |
|                                             | 2016/17 | 1           | 24          | 16           | 40                                       | <b>BSc (Management)</b>                  |            |             |             |             | 2013/14                        |            |            |            |             |     |
|                                             | 2015/16 | 2           | 22          | 19           | 41                                       |                                          |            | <b>1321</b> | <b>2251</b> | <b>3572</b> |                                |            | 4          | 38         | 40          | 78  |
|                                             | 2014/15 | 3           | 18          | 22           | 40                                       | 2016/17                                  |            |             |             |             | 2012/13                        |            |            |            |             |     |
|                                             | 2013/14 | 4           | 20          | 13           | 33                                       |                                          | 1          | 331         | 564         | 895         |                                |            | 5          | 53         | 98          | 151 |
| <b>BSc (Physical Science - ICT)</b>         |         |             |             |              | <b>BSc (Business Information System)</b> |                                          |            |             |             | <b>MBBS</b> |                                |            |            |            |             |     |
|                                             |         | <b>53</b>   | <b>26</b>   | <b>79</b>    |                                          |                                          | <b>93</b>  | <b>97</b>   | <b>190</b>  |             |                                | <b>277</b> | <b>491</b> | <b>768</b> |             |     |
|                                             | 2016/17 | 1           | 28          | 20           | 48                                       | 2016/17                                  |            |             |             |             | 2016/17                        |            |            |            |             |     |
|                                             | 2015/16 | 2           | 25          | 6            | 31                                       |                                          | 1          | 305         | 590         | 895         |                                |            | 1          | 62         | 98          | 160 |
| <i>Humanities &amp; S.S.</i>                |         |             |             |              | 2016/17                                  |                                          |            |             |             | 2015/16     |                                |            |            |            |             |     |
|                                             |         | <b>641</b>  | <b>2696</b> | <b>3337</b>  |                                          | 2                                        | 335        | 559         | 894         |             |                                | 2          | 58         | 92         | 150         |     |
|                                             | 2016/17 | 1           | 34          | 27           | 61                                       | 2013/14                                  |            |             |             |             | 2014/15                        |            |            |            |             |     |
|                                             | 2015/16 | 2           | 5           | 20           | 25                                       |                                          | 4          | 350         | 538         | 888         |                                |            | 3          | 53         | 102         | 155 |
|                                             | 2014/15 | 3           | 18          | 28           | 46                                       | <b>BSc (Estate Management Valuation)</b> |            |             |             |             | 2013/14                        |            |            |            |             |     |
|                                             | 2013/14 | 4           | 31          | 21           | 52                                       |                                          |            | <b>109</b>  | <b>125</b>  | <b>234</b>  |                                |            | 4          | 3          | 9           | 12  |
|                                             | 2016/17 | 1           | 3           | 24           | 27                                       | 2016/17                                  |            |             |             |             | <b>BSc (MLS)</b>               |            |            |            |             |     |
|                                             | 2015/16 | 2           | 5           | 20           | 25                                       |                                          | 1          | 22          | 25          | 47          |                                |            | <b>16</b>  | <b>84</b>  | <b>100</b>  |     |
|                                             | 2014/15 | 3           | 8           | 10           | 18                                       | 2015/16                                  |            |             |             |             | 2016/17                        |            |            |            |             |     |
|                                             | 2013/14 | 4           | 3           | 9            | 12                                       |                                          | 2          | 22          | 23          | 45          |                                |            | 1          | 3          | 24          | 27  |
|                                             | 2016/17 | 1           | 3           | 24           | 27                                       | 2013/14                                  |            |             |             |             | 2015/16                        |            |            |            |             |     |
|                                             | 2015/16 | 2           | 5           | 20           | 25                                       |                                          | 3          | 18          | 28          | 46          |                                |            | 2          | 5          | 20          | 25  |
|                                             | 2014/15 | 3           | 18          | 28           | 46                                       | 2016/17                                  |            |             |             |             | 2016/17                        |            |            |            |             |     |
|                                             | 2013/14 | 4           | 31          | 21           | 52                                       |                                          | 4          | 31          | 21          | 52          |                                |            | 1          | 3          | 24          | 27  |
|                                             | 2016/17 | 1           | 34          | 27           | 61                                       | 2015/16                                  |            |             |             |             | 2015/16                        |            |            |            |             |     |
|                                             | 2015/16 | 2           | 5           | 20           | 25                                       |                                          | 4          | 31          | 21          | 52          |                                |            | 2          | 5          | 20          | 25  |

Table 03 - 01 (a) (Contd.)

## DETAILED UNDERGRADUATES ENROLMENT OF HIGHER EDUCATIONAL INSTITUTIONS 2018 - UGC INTAKE

(Universities and HEIs established under the Universities Act)

| INTAKE                     | YEAR | MALE       | FEMALE     | TOTAL      |
|----------------------------|------|------------|------------|------------|
| 2014/15                    | 3    | 5          | 17         | 22         |
| 2013/14                    | 4    | 3          | 23         | 26         |
| <b>BSc (Nursing)</b>       |      |            |            |            |
|                            |      | <b>16</b>  | <b>60</b>  | <b>76</b>  |
| 2016/17                    | 1    | 6          | 12         | 18         |
| 2015/16                    | 2    | 3          | 17         | 20         |
| 2014/15                    | 3    | 4          | 13         | 17         |
| 2013/14                    | 4    | 3          | 18         | 21         |
| <b>BSc (Human Biology)</b> |      |            |            |            |
|                            |      | <b>1</b>   | <b>5</b>   | <b>6</b>   |
| 2015/16                    | 2    | 1          | 2          | 3          |
| 2014/15                    | 3    | 0          | 3          | 3          |
| <b>Engineering</b>         |      |            |            |            |
|                            |      | <b>190</b> | <b>51</b>  | <b>241</b> |
| <b>BSc (Engineering)</b>   |      |            |            |            |
|                            |      | <b>190</b> | <b>51</b>  | <b>241</b> |
| 2016/17                    | 1    | 92         | 28         | 120        |
| 2015/16                    | 2    | 98         | 23         | 121        |
| <b>Technology</b>          |      |            |            |            |
|                            |      | <b>358</b> | <b>284</b> | <b>642</b> |
| <b>BICT</b>                |      |            |            |            |
|                            |      | <b>84</b>  | <b>65</b>  | <b>149</b> |
| 2016/17                    | 1    | 44         | 31         | 75         |
| 2015/16                    | 2    | 40         | 34         | 74         |
| <b>BET</b>                 |      |            |            |            |
|                            |      | <b>241</b> | <b>80</b>  | <b>321</b> |
| 2016/17                    | 1    | 134        | 26         | 160        |
| 2015/16                    | 2    | 107        | 54         | 161        |

| INTAKE      | YEAR | MALE      | FEMALE     | TOTAL      |
|-------------|------|-----------|------------|------------|
| <b>BBST</b> |      |           |            |            |
|             |      | <b>33</b> | <b>139</b> | <b>172</b> |
| 2016/17     | 1    | 18        | 68         | 86         |
| 2015/16     | 2    | 15        | 71         | 86         |

| INTAKE                                   | YEAR | MALE        | FEMALE      | TOTAL        |
|------------------------------------------|------|-------------|-------------|--------------|
| <b>University of Kelaniya</b>            |      |             |             |              |
|                                          |      | <b>3370</b> | <b>7857</b> | <b>11227</b> |
| <b>Commerce &amp; Management Studies</b> |      |             |             |              |
|                                          |      | <b>858</b>  | <b>1471</b> | <b>2329</b>  |
| <b>B Com</b>                             |      |             |             |              |
|                                          |      | <b>268</b>  | <b>502</b>  | <b>770</b>   |
| 2016/17                                  | 1    | 71          | 129         | 200          |
| 2015/16                                  | 2    | 64          | 127         | 191          |
| 2014/15                                  | 3    | 71          | 126         | 197          |
| 2013/14                                  | 4    | 62          | 120         | 182          |
| <b>BBM</b>                               |      |             |             |              |
|                                          |      | <b>590</b>  | <b>969</b>  | <b>1559</b>  |
| 2016/17                                  | 1    | 172         | 327         | 499          |
| 2015/16                                  | 2    | 166         | 225         | 391          |
| 2014/15                                  | 3    | 136         | 196         | 332          |
| 2013/14                                  | 4    | 116         | 221         | 337          |
| <b>Humanities</b>                        |      |             |             |              |
|                                          |      | <b>431</b>  | <b>1682</b> | <b>2113</b>  |
| <b>BA</b>                                |      |             |             |              |
|                                          |      | <b>380</b>  | <b>1383</b> | <b>1763</b>  |
| 2016/17                                  | 1    | 129         | 409         | 538          |
| 2015/16                                  | 2    | 106         | 454         | 560          |
| 2014/15                                  | 3    | 100         | 314         | 414          |
| 2013/14                                  | 4    | 45          | 206         | 251          |
| <b>BA (Traslation Studies)</b>           |      |             |             |              |
|                                          |      | <b>6</b>    | <b>87</b>   | <b>93</b>    |
| 2016/17                                  | 1    | 2           | 21          | 23           |
| 2015/16                                  | 2    | 1           | 21          | 22           |
| 2014/15                                  | 3    | 1           | 24          | 25           |



Table 03 - 01 (a) (Contd.)

**DETAILED UNDERGRADUATES ENROLMENT OF HIGHER EDUCATIONAL INSTITUTIONS 2018 - UGC INTAKE**  
(Universities and HEIs established under the Universities Act)

| INTAKE                                          | YEAR | MALE       | FEMALE      | TOTAL       |
|-------------------------------------------------|------|------------|-------------|-------------|
| 2013/14                                         | 4    | 2          | 21          | 23          |
| <b>BA (Film &amp; Television Studies)</b>       |      |            |             |             |
|                                                 |      | <b>42</b>  | <b>103</b>  | <b>145</b>  |
| 2016/17                                         | 1    | 15         | 31          | 46          |
| 2015/16                                         | 2    | 9          | 40          | 49          |
| 2014/15                                         | 3    | 18         | 32          | 50          |
| <b>BA (Teaching English as Second Language)</b> |      |            |             |             |
|                                                 |      | <b>3</b>   | <b>109</b>  | <b>112</b>  |
| 2016/17                                         | 1    | 1          | 31          | 32          |
| 2015/16                                         | 2    | 1          | 37          | 38          |
| 2014/15                                         | 3    | 1          | 41          | 42          |
| <b>Medicine</b>                                 |      |            |             |             |
|                                                 |      | <b>418</b> | <b>775</b>  | <b>1193</b> |
| <b>MBBS</b>                                     |      |            |             |             |
|                                                 |      | <b>390</b> | <b>631</b>  | <b>1021</b> |
| 2016/17                                         | 1    | 68         | 104         | 172         |
| 2015/16                                         | 2    | 59         | 102         | 161         |
| 2014/15                                         | 3    | 76         | 92          | 168         |
| 2013/14                                         | 4    | 54         | 118         | 172         |
| 2012/13                                         | 5    | 66         | 105         | 171         |
| 2011/12                                         | 5    | 67         | 110         | 177         |
| <b>BSc (Speech &amp; Hearing Sciences)</b>      |      |            |             |             |
|                                                 |      | <b>28</b>  | <b>144</b>  | <b>172</b>  |
| 2016/17                                         | 1    | 10         | 37          | 47          |
| 2015/16                                         | 2    | 4          | 37          | 41          |
| 2014/15                                         | 3    | 4          | 28          | 32          |
| 2013/14                                         | 4    | 10         | 42          | 52          |
| <b>Science</b>                                  |      |            |             |             |
|                                                 |      | <b>916</b> | <b>1020</b> | <b>1936</b> |

| INTAKE                                            | YEAR | MALE       | FEMALE     | TOTAL       |
|---------------------------------------------------|------|------------|------------|-------------|
| <b>BSc</b>                                        |      |            |            |             |
|                                                   |      | <b>550</b> | <b>737</b> | <b>1287</b> |
| 2016/17                                           | 1    | 180        | 261        | 441         |
| 2015/16                                           | 2    | 164        | 222        | 386         |
| 2014/15                                           | 3    | 179        | 211        | 390         |
| 2013/14                                           | 4    | 27         | 43         | 70          |
| <b>BSc (Environmental Conservation &amp; Mgt)</b> |      |            |            |             |
|                                                   |      | <b>36</b>  | <b>88</b>  | <b>124</b>  |
| 2016/17                                           | 1    | 15         | 40         | 55          |
| 2015/16                                           | 2    | 5          | 22         | 27          |
| 2014/15                                           | 3    | 14         | 17         | 31          |
| 2013/14                                           | 4    | 2          | 9          | 11          |
| <b>BSc (MIT)</b>                                  |      |            |            |             |
|                                                   |      | <b>120</b> | <b>119</b> | <b>239</b>  |
| 2016/17                                           | 1    | 47         | 50         | 97          |
| 2015/16                                           | 2    | 30         | 18         | 48          |
| 2014/15                                           | 3    | 26         | 27         | 53          |
| 2013/14                                           | 4    | 17         | 24         | 41          |
| <b>BSc (Software Engineering)</b>                 |      |            |            |             |
|                                                   |      | <b>150</b> | <b>46</b>  | <b>196</b>  |
| 2016/17                                           | 1    | 42         | 12         | 54          |
| 2015/16                                           | 2    | 35         | 13         | 48          |
| 2014/15                                           | 3    | 36         | 10         | 46          |
| 2013/14                                           | 4    | 37         | 11         | 48          |
| <b>BSc (Physical Science - ICT)</b>               |      |            |            |             |
|                                                   |      | <b>60</b>  | <b>30</b>  | <b>90</b>   |
| 2016/17                                           | 1    | 39         | 14         | 53          |
| 2015/16                                           | 2    | 21         | 16         | 37          |

| INTAKE                                      | YEAR | MALE       | FEMALE      | TOTAL       |
|---------------------------------------------|------|------------|-------------|-------------|
| <b>Social Science</b>                       |      |            |             |             |
|                                             |      | <b>487</b> | <b>2799</b> | <b>3286</b> |
| <b>BA</b>                                   |      |            |             |             |
|                                             |      | <b>455</b> | <b>2705</b> | <b>3160</b> |
| 2016/17                                     | 1    | 139        | 715         | 854         |
| 2015/16                                     | 2    | 70         | 618         | 688         |
| 2014/15                                     | 3    | 133        | 732         | 865         |
| 2013/14                                     | 4    | 113        | 640         | 753         |
| <b>BA (Peace &amp; Conflict Resolution)</b> |      |            |             |             |
|                                             |      | <b>32</b>  | <b>94</b>   | <b>126</b>  |
| 2016/17                                     | 1    | 8          | 25          | 33          |
| 2015/16                                     | 2    | 7          | 26          | 33          |
| 2014/15                                     | 3    | 10         | 20          | 30          |
| 2013/14                                     | 4    | 7          | 23          | 30          |
| <b>Computing &amp; Technology</b>           |      |            |             |             |
|                                             |      | <b>260</b> | <b>110</b>  | <b>370</b>  |
| <b>BET</b>                                  |      |            |             |             |
|                                             |      | <b>132</b> | <b>41</b>   | <b>173</b>  |
| 2016/17                                     | 1    | 74         | 14          | 88          |
| 2015/16                                     | 2    | 58         | 27          | 85          |
| <b>BICT</b>                                 |      |            |             |             |
|                                             |      | <b>91</b>  | <b>57</b>   | <b>148</b>  |
| 2016/17                                     | 1    | 46         | 30          | 76          |
| 2015/16                                     | 2    | 45         | 27          | 72          |
| <b>BSc (Computer Science)</b>               |      |            |             |             |
|                                             |      | <b>37</b>  | <b>12</b>   | <b>49</b>   |
| 2016/17                                     | 1    | 37         | 12          | 49          |

Table 03 - 01 (a) (Contd.)

## DETAILED UNDERGRADUATES ENROLMENT OF HIGHER EDUCATIONAL INSTITUTIONS 2018 - UGC INTAKE

(Universities and HEIs established under the Universities Act)

| INTAKE                          | YEAR | MALE        | FEMALE      | TOTAL       |
|---------------------------------|------|-------------|-------------|-------------|
| <b>University of Moratuwa</b>   |      |             |             |             |
|                                 |      | <b>4152</b> | <b>2294</b> | <b>6446</b> |
| <i>Architecture</i>             |      |             |             |             |
|                                 |      | <b>879</b>  | <b>637</b>  | <b>1516</b> |
| <b>B Des</b>                    |      |             |             |             |
|                                 |      | <b>79</b>   | <b>92</b>   | <b>171</b>  |
| 2016/17                         | 1    | 20          | 35          | 55          |
| 2015/16                         | 2    | 24          | 13          | 37          |
| 2014/15                         | 3    | 22          | 22          | 44          |
| 2013/14                         | 4    | 13          | 22          | 35          |
| <b>B Arch</b>                   |      |             |             |             |
|                                 |      | <b>187</b>  | <b>96</b>   | <b>283</b>  |
| 2016/17                         | 1    | 43          | 17          | 60          |
| 2015/16                         | 2    | 36          | 18          | 54          |
| 2014/15                         | 3    | 39          | 16          | 55          |
| 2013/14                         | 4    | 39          | 18          | 57          |
| 2012/13                         | 5    | 30          | 27          | 57          |
| <b>BSc (Facilities Mgt.)</b>    |      |             |             |             |
|                                 |      | <b>105</b>  | <b>86</b>   | <b>191</b>  |
| 2016/17                         | 1    | 26          | 24          | 50          |
| 2015/16                         | 2    | 26          | 20          | 46          |
| 2014/15                         | 3    | 21          | 26          | 47          |
| 2013/14                         | 4    | 32          | 16          | 48          |
| <b>BSc (Quantity Surveying)</b> |      |             |             |             |
|                                 |      | <b>351</b>  | <b>142</b>  | <b>493</b>  |
| 2016/17                         | 1    | 95          | 30          | 125         |
| 2015/16                         | 2    | 83          | 41          | 124         |
| 2014/15                         | 3    | 94          | 34          | 128         |
| 2013/14                         | 4    | 79          | 37          | 116         |

| INTAKE                                   | YEAR | MALE        | FEMALE     | TOTAL       |
|------------------------------------------|------|-------------|------------|-------------|
| <b>BSc (Town &amp; Country Planning)</b> |      |             |            |             |
|                                          |      | <b>53</b>   | <b>158</b> | <b>211</b>  |
| 2016/17                                  | 1    | 25          | 24         | 49          |
| 2015/16                                  | 2    | 6           | 44         | 50          |
| 2014/15                                  | 3    | 11          | 37         | 48          |
| 2013/14                                  | 4    | 11          | 53         | 64          |
| <b>BLA</b>                               |      |             |            |             |
|                                          |      | <b>104</b>  | <b>63</b>  | <b>167</b>  |
| 2016/17                                  | 1    | 32          | 16         | 48          |
| 2015/16                                  | 2    | 23          | 19         | 42          |
| 2014/15                                  | 3    | 22          | 15         | 37          |
| 2013/14                                  | 4    | 27          | 13         | 40          |
| <i>Engineering</i>                       |      |             |            |             |
|                                          |      | <b>2732</b> | <b>949</b> | <b>3681</b> |
| <b>BSc (Engineering)</b>                 |      |             |            |             |
|                                          |      | <b>2255</b> | <b>620</b> | <b>2875</b> |
| 2016/17                                  | 1    | 556         | 165        | 721         |
| 2015/16                                  | 2    | 582         | 141        | 723         |
| 2014/15                                  | 3    | 573         | 149        | 722         |
| 2013/14                                  | 4    | 544         | 165        | 709         |
| <b>B Des (FD &amp; PD)</b>               |      |             |            |             |
|                                          |      | <b>29</b>   | <b>146</b> | <b>175</b>  |
| 2016/17                                  | 1    | 6           | 44         | 50          |
| 2015/16                                  | 2    | 5           | 37         | 42          |
| 2014/15                                  | 3    | 11          | 31         | 42          |
| 2013/14                                  | 4    | 7           | 34         | 41          |
| <b>BSc (Earth Resources Engineering)</b> |      |             |            |             |
|                                          |      | <b>160</b>  | <b>36</b>  | <b>196</b>  |
| 2016/17                                  | 1    | 39          | 9          | 48          |

| INTAKE                                         | YEAR | MALE       | FEMALE     | TOTAL       |
|------------------------------------------------|------|------------|------------|-------------|
| 2015/16                                        | 2    | 42         | 8          | 50          |
| 2014/15                                        | 3    | 39         | 9          | 48          |
| 2013/14                                        | 4    | 40         | 10         | 50          |
| <b>BSc (Textile &amp; Clothing Technology)</b> |      |            |            |             |
|                                                |      | <b>141</b> | <b>82</b>  | <b>223</b>  |
| 2016/17                                        | 1    | 37         | 22         | 59          |
| 2015/16                                        | 2    | 33         | 28         | 61          |
| 2014/15                                        | 3    | 41         | 13         | 54          |
| 2013/14                                        | 4    | 30         | 19         | 49          |
| <b>BSc (Transport &amp; Logistics Mgt.)</b>    |      |            |            |             |
|                                                |      | <b>147</b> | <b>65</b>  | <b>212</b>  |
| 2016/17                                        | 1    | 39         | 21         | 60          |
| 2015/16                                        | 2    | 34         | 19         | 53          |
| 2014/15                                        | 3    | 40         | 10         | 50          |
| 2013/14                                        | 4    | 34         | 15         | 49          |
| <i>Information Technology</i>                  |      |            |            |             |
|                                                |      | <b>500</b> | <b>650</b> | <b>1150</b> |
| <b>BSc (Information Technology)</b>            |      |            |            |             |
|                                                |      | <b>415</b> | <b>334</b> | <b>749</b>  |
| 2016/17                                        | 1    | 108        | 90         | 198         |
| 2015/16                                        | 2    | 99         | 88         | 187         |
| 2014/15                                        | 3    | 106        | 72         | 178         |
| 2013/14                                        | 4    | 102        | 84         | 186         |
| <b>BSc (IT &amp; Management)</b>               |      |            |            |             |
|                                                |      | <b>85</b>  | <b>316</b> | <b>401</b>  |
| 2016/17                                        | 1    | 25         | 74         | 99          |
| 2015/16                                        | 2    | 15         | 80         | 95          |
| 2014/15                                        | 3    | 18         | 76         | 94          |

Table 03 - 01 (a) (Contd.)

## DETAILED UNDERGRADUATES ENROLMENT OF HIGHER EDUCATIONAL INSTITUTIONS 2018 - UGC INTAKE

(Universities and HEIs established under the Universities Act)

| INTAKE                              | YEAR | MALE | FEMALE | TOTAL | INTAKE                      | YEAR | MALE | FEMALE                   | TOTAL | INTAKE                                 | YEAR | MALE | FEMALE                         | TOTAL |                                        |     |     |         |      |    |     |     |
|-------------------------------------|------|------|--------|-------|-----------------------------|------|------|--------------------------|-------|----------------------------------------|------|------|--------------------------------|-------|----------------------------------------|-----|-----|---------|------|----|-----|-----|
| 2013/14                             | 4    | 27   | 86     | 113   | <b>University of Jaffna</b> |      |      |                          |       | 2014/15                                | 3    | 27   | 122                            | 149   |                                        |     |     |         |      |    |     |     |
| <b>Business Science</b>             |      |      |        |       | 2814                        | 5436 | 8250 | <b>Agriculture</b>       |       |                                        |      |      | 2013/14                        | 4     | 20                                     | 125 | 145 |         |      |    |     |     |
| <b>Bachelor of Business Science</b> |      |      |        |       | 86                          | 214  | 300  | <b>BSc (Agriculture)</b> |       |                                        |      |      | <b>BA (Traslation Studies)</b> |       |                                        |     |     |         |      |    |     |     |
|                                     |      | 41   | 58     | 99    | <b>Arts</b>                 |      |      |                          |       |                                        |      | 13   | 82                             | 95    |                                        |     |     |         |      |    |     |     |
|                                     |      | 41   | 58     | 99    | 684                         | 2770 | 3454 | <b>BSc (Engineering)</b> |       |                                        |      |      | 2016/17                        | 1     | 2                                      | 23  | 25  |         |      |    |     |     |
| 2016/17                             | 1    | 41   | 58     | 99    | <b>BA</b>                   |      |      |                          |       |                                        |      | 182  | 56                             | 238   |                                        |     |     |         |      |    |     |     |
|                                     |      |      |        |       | 557                         | 1969 | 2526 | <b>Engineering</b>       |       |                                        |      |      | 2014/15                        | 2     | 2                                      | 21  | 23  |         |      |    |     |     |
|                                     |      |      |        |       | 2016/17                     | 1    | 136  | 535                      | 671   | <b>BSc (Engineering)</b>               |      |      |                                |       | 2015/16                                | 2   | 4   | 20      | 24   |    |     |     |
|                                     |      |      |        |       | 2015/16                     | 2    | 150  | 572                      | 722   |                                        |      | 182  | 56                             | 238   | 2013/14                                | 3   | 5   | 18      | 23   |    |     |     |
|                                     |      |      |        |       | 2014/15                     | 2    | 94   | 350                      | 444   | <b>Management Studies And Commerce</b> |      |      |                                |       | <b>Engineering</b>                     |     |     |         |      |    |     |     |
|                                     |      |      |        |       | 2013/14                     | 3    | 98   | 275                      | 373   |                                        |      | 182  | 56                             | 238   |                                        |     | 609 | 902     | 1511 |    |     |     |
|                                     |      |      |        |       | 2012/13                     | 4    | 79   | 237                      | 316   | <b>BBA</b>                             |      |      |                                |       | 2015/16                                | 1   | 94  | 30      | 124  |    |     |     |
|                                     |      |      |        |       | <b>LLB</b>                  |      |      |                          |       | 557                                    | 1969 | 2526 | <b>BBA</b>                     |       |                                        |     |     | 2014/15 | 2    | 47 | 18  | 65  |
|                                     |      |      |        |       | 33                          | 166  | 199  | <b>BBA</b>               |       |                                        |      |      | 2013/14                        | 3     | 41                                     | 8   | 49  |         |      |    |     |     |
|                                     |      |      |        |       | 2016/17                     | 1    | 12   | 38                       | 50    | <b>BBA</b>                             |      |      |                                |       | <b>Management Studies And Commerce</b> |     |     |         |      |    |     |     |
|                                     |      |      |        |       | 2015/16                     | 2    | 12   | 38                       | 50    |                                        |      | 452  | 706                            | 1158  |                                        |     | 609 | 902     | 1511 |    |     |     |
|                                     |      |      |        |       | 2014/15                     | 3    | 4    | 42                       | 46    | <b>BBA</b>                             |      |      |                                |       | 2015/16                                | 1   | 106 | 213     | 319  |    |     |     |
|                                     |      |      |        |       | 2013/14                     | 4    | 5    | 48                       | 53    |                                        |      | 452  | 706                            | 1158  | 2015/16                                | 2   | 117 | 169     | 286  |    |     |     |
|                                     |      |      |        |       | <b>BFA</b>                  |      |      |                          |       | 81                                     | 553  | 634  | <b>BBA</b>                     |       |                                        |     |     | 2014/15 | 3    | 96 | 180 | 276 |
|                                     |      |      |        |       | 2016/17                     | 1    | 17   | 180                      | 197   | <b>BBA</b>                             |      |      |                                |       | 2013/14                                | 4   | 133 | 144     | 277  |    |     |     |
|                                     |      |      |        |       | 2015/16                     | 2    | 17   | 126                      | 143   |                                        |      | 157  | 196                            | 353   | <b>B Com</b>                           |     |     |         |      |    |     |     |
|                                     |      |      |        |       |                             |      |      |                          |       |                                        |      | 157  | 196                            | 353   |                                        |     | 157 | 196     | 353  |    |     |     |
|                                     |      |      |        |       |                             |      |      |                          |       |                                        |      | 157  | 196                            | 353   | 2016/17                                | 1   | 41  | 54      | 95   |    |     |     |
|                                     |      |      |        |       |                             |      |      |                          |       |                                        |      | 157  | 196                            | 353   | 2015/16                                | 2   | 44  | 54      | 98   |    |     |     |
|                                     |      |      |        |       |                             |      |      |                          |       |                                        |      | 157  | 196                            | 353   | 2014/15                                | 3   | 34  | 38      | 72   |    |     |     |
|                                     |      |      |        |       |                             |      |      |                          |       |                                        |      | 157  | 196                            | 353   | 2013/14                                | 4   | 38  | 50      | 88   |    |     |     |
|                                     |      |      |        |       |                             |      |      |                          |       |                                        |      | 157  | 196                            | 353   |                                        |     | 157 | 196     | 353  |    |     |     |

Table 03 - 01 (a) (Contd.)

**DETAILED UNDERGRADUATES ENROLMENT OF HIGHER EDUCATIONAL INSTITUTIONS 2018 - UGC INTAKE**  
(Universities and HEIs established under the Universities Act)

| INTAKE               | YEAR | MALE       | FEMALE     | TOTAL       |
|----------------------|------|------------|------------|-------------|
| <b>Medicine</b>      |      |            |            |             |
|                      |      | <b>392</b> | <b>630</b> | <b>1022</b> |
| <b>MBBS</b>          |      |            |            |             |
|                      |      | <b>271</b> | <b>392</b> | <b>663</b>  |
| 2016/17              | 1    | 58         | 92         | 150         |
| 2015/16              | 2    | 49         | 87         | 136         |
| 2014/15              | 3    | 59         | 75         | 134         |
| 2013/14              | 4    | 50         | 68         | 118         |
| 2012/13              | 5    | 55         | 70         | 125         |
| <b>BPharm</b>        |      |            |            |             |
|                      |      | <b>36</b>  | <b>81</b>  | <b>117</b>  |
| 2016/17              | 1    | 15         | 43         | 58          |
| 2015/16              | 2    | 9          | 13         | 22          |
| 2014/15              | 3    | 7          | 15         | 22          |
| 2013/14              | 4    | 5          | 10         | 15          |
| <b>BSc (MLS)</b>     |      |            |            |             |
|                      |      | <b>37</b>  | <b>88</b>  | <b>125</b>  |
| 2016/17              | 1    | 16         | 44         | 60          |
| 2015/16              | 2    | 8          | 13         | 21          |
| 2014/15              | 3    | 3          | 19         | 22          |
| 2013/14              | 4    | 10         | 12         | 22          |
| <b>BSc (Nursing)</b> |      |            |            |             |
|                      |      | <b>48</b>  | <b>69</b>  | <b>117</b>  |
| 2016/17              | 1    | 26         | 30         | 56          |
| 2015/16              | 2    | 13         | 14         | 27          |
| 2014/15              | 3    | 6          | 16         | 22          |
| 2013/14              | 4    | 3          | 9          | 12          |
| <b>Science</b>       |      |            |            |             |
|                      |      | <b>561</b> | <b>499</b> | <b>1060</b> |

| INTAKE                        | YEAR | MALE       | FEMALE     | TOTAL      |
|-------------------------------|------|------------|------------|------------|
| <b>BSc</b>                    |      |            |            |            |
|                               |      | <b>455</b> | <b>463</b> | <b>918</b> |
| 2016/17                       | 1    | 179        | 160        | 339        |
| 2015/16                       | 2    | 136        | 153        | 289        |
| 2014/15                       | 3    | 139        | 136        | 275        |
| 2013/14                       | 4    | 1          | 14         | 15         |
| <b>BSc (Computer Science)</b> |      |            |            |            |
|                               |      | <b>106</b> | <b>36</b>  | <b>142</b> |
| 2016/17                       | 1    | 36         | 13         | 49         |
| 2015/16                       | 2    | 31         | 11         | 42         |
| 2014/15                       | 3    | 18         | 8          | 26         |
| 2013/14                       | 4    | 21         | 4          | 25         |
| <b>Siddha Medicine</b>        |      |            |            |            |
|                               |      | <b>50</b>  | <b>182</b> | <b>232</b> |
| <b>BSMS</b>                   |      |            |            |            |
|                               |      | <b>50</b>  | <b>182</b> | <b>232</b> |
| 2016/17                       | 1    | 19         | 48         | 67         |
| 2015/16                       | 2    | 4          | 30         | 34         |
| 2014/15                       | 3    | 10         | 36         | 46         |
| 2013/14                       | 4    | 8          | 38         | 46         |
| 2012/13                       | 5    | 9          | 30         | 39         |
| <b>Technology</b>             |      |            |            |            |
|                               |      | <b>250</b> | <b>183</b> | <b>433</b> |
| <b>BET</b>                    |      |            |            |            |
|                               |      | <b>193</b> | <b>24</b>  | <b>217</b> |
| 2016/17                       | 1    | 102        | 7          | 109        |
| 2015/16                       | 2    | 91         | 17         | 108        |
| <b>BBST</b>                   |      |            |            |            |
|                               |      | <b>57</b>  | <b>159</b> | <b>216</b> |

| INTAKE  | YEAR | MALE | FEMALE | TOTAL |
|---------|------|------|--------|-------|
| 2016/17 | 1    | 23   | 87     | 110   |
| 2015/16 | 2    | 34   | 72     | 106   |

Table 03 - 01 (a) (Contd.)

**DETAILED UNDERGRADUATES ENROLMENT OF HIGHER EDUCATIONAL INSTITUTIONS 2018 - UGC INTAKE**  
(Universities and HEIs established under the Universities Act)

| INTAKE                  | YEAR | MALE       | FEMALE     | TOTAL      |
|-------------------------|------|------------|------------|------------|
| <b>Vavuniya Campus</b>  |      |            |            |            |
|                         |      | <b>409</b> | <b>580</b> | <b>989</b> |
| <i>Applied Sciences</i> |      |            |            |            |
|                         |      | <b>255</b> | <b>268</b> | <b>523</b> |
| <b>BSc</b>              |      |            |            |            |
|                         |      | <b>96</b>  | <b>111</b> | <b>207</b> |
| 2016/17                 | 1    | 38         | 49         | 87         |
| 2015/16                 | 2    | 29         | 29         | 58         |
| 2014/15                 | 3    | 26         | 23         | 49         |
| 2013/14                 | 4    | 3          | 10         | 13         |
| <b>BICT/BSc (ICT)</b>   |      |            |            |            |
|                         |      | <b>53</b>  | <b>115</b> | <b>168</b> |
| 2016/17                 | 1    | 12         | 27         | 39         |
| 2015/16                 | 2    | 15         | 43         | 58         |
| 2014/15                 | 3    | 17         | 36         | 53         |
| 2013/14                 | 4    | 9          | 9          | 18         |
| <b>BICT</b>             |      |            |            |            |
|                         |      | <b>106</b> | <b>42</b>  | <b>148</b> |
| 2016/17                 | 1    | 57         | 20         | 77         |
| 2015/16                 | 2    | 49         | 22         | 71         |
| <i>Business Studies</i> |      |            |            |            |
|                         |      | <b>154</b> | <b>312</b> | <b>466</b> |
| <b>BBM</b>              |      |            |            |            |
|                         |      | <b>122</b> | <b>221</b> | <b>343</b> |
| 2016/17                 | 1    | 42         | 51         | 93         |
| 2015/16                 | 2    | 29         | 66         | 95         |
| 2014/15                 | 3    | 32         | 62         | 94         |
| 2013/14                 | 4    | 19         | 42         | 61         |

| INTAKE                          | YEAR | MALE      | FEMALE    | TOTAL      |
|---------------------------------|------|-----------|-----------|------------|
| <b>BBM (Project Management)</b> |      |           |           |            |
|                                 |      | <b>32</b> | <b>91</b> | <b>123</b> |
| 2016/17                         | 1    | 14        | 34        | 48         |
| 2015/16                         | 2    | 9         | 31        | 40         |
| 2014/15                         | 3    | 9         | 26        | 35         |

| INTAKE                                        | YEAR | MALE        | FEMALE      | TOTAL       |
|-----------------------------------------------|------|-------------|-------------|-------------|
| <b>University of Ruhuna</b>                   |      |             |             |             |
|                                               |      | <b>2869</b> | <b>4447</b> | <b>7316</b> |
| <i>Agriculture</i>                            |      |             |             |             |
|                                               |      | <b>236</b>  | <b>544</b>  | <b>780</b>  |
| <b>BSc (Agri Business Management)</b>         |      |             |             |             |
|                                               |      | <b>50</b>   | <b>110</b>  | <b>160</b>  |
| 2016/17                                       | 1    | 15          | 33          | 48          |
| 2015/16                                       | 2    | 8           | 23          | 31          |
| 2014/15                                       | 3    | 12          | 27          | 39          |
| 2013/14                                       | 4    | 15          | 27          | 42          |
| <b>BSc (Green Technology)</b>                 |      |             |             |             |
|                                               |      | <b>26</b>   | <b>94</b>   | <b>120</b>  |
| 2016/17                                       | 1    | 10          | 36          | 46          |
| 2015/16                                       | 2    | 3           | 16          | 19          |
| 2014/15                                       | 3    | 6           | 23          | 29          |
| 2013/14                                       | 4    | 7           | 19          | 26          |
| <b>BSc (Agricultural Resource Management)</b> |      |             |             |             |
|                                               |      | <b>160</b>  | <b>340</b>  | <b>500</b>  |
| 2016/17                                       | 1    | 49          | 101         | 150         |
| 2015/16                                       | 2    | 34          | 62          | 96          |
| 2014/15                                       | 3    | 41          | 82          | 123         |
| 2013/14                                       | 4    | 36          | 95          | 131         |
| <i>Engineering</i>                            |      |             |             |             |
|                                               |      | <b>688</b>  | <b>206</b>  | <b>894</b>  |
| <b>BSc (Engineering)</b>                      |      |             |             |             |
|                                               |      | <b>688</b>  | <b>206</b>  | <b>894</b>  |
| 2016/17                                       | 1    | 169         | 56          | 225         |
| 2015/16                                       | 2    | 171         | 53          | 224         |
| 2014/15                                       | 3    | 175         | 44          | 219         |

Table 03 - 01 (a) (Contd.)

**DETAILED UNDERGRADUATES ENROLMENT OF HIGHER EDUCATIONAL INSTITUTIONS 2018 - UGC INTAKE**  
(Universities and HEIs established under the Universities Act)

| INTAKE                                                  | YEAR | MALE       | FEMALE      | TOTAL       |
|---------------------------------------------------------|------|------------|-------------|-------------|
| 2013/14                                                 | 4    | 173        | 53          | 226         |
| <b>Fisheries &amp; Marine Sciences &amp; Technology</b> |      |            |             |             |
|                                                         |      | <b>112</b> | <b>100</b>  | <b>212</b>  |
| <b>BSc ( Fisheries &amp; Marine Sciences)</b>           |      |            |             |             |
|                                                         |      | <b>75</b>  | <b>67</b>   | <b>142</b>  |
| 2016/17                                                 | 1    | 26         | 28          | 54          |
| 2015/16                                                 | 2    | 19         | 12          | 31          |
| 2014/15                                                 | 3    | 14         | 8           | 22          |
| 2013/14                                                 | 4    | 16         | 19          | 35          |
| <b>BSc (Marine &amp; Freshwater Sciences)</b>           |      |            |             |             |
|                                                         |      | <b>37</b>  | <b>33</b>   | <b>70</b>   |
| 2016/17                                                 | 1    | 21         | 16          | 37          |
| 2015/16                                                 | 2    | 16         | 17          | 33          |
| <b>Humanities &amp; Social Sciences</b>                 |      |            |             |             |
|                                                         |      | <b>305</b> | <b>1327</b> | <b>1632</b> |
| <b>BA</b>                                               |      |            |             |             |
|                                                         |      | <b>305</b> | <b>1327</b> | <b>1632</b> |
| 2016/17                                                 | 1    | 91         | 378         | 469         |
| 2015/16                                                 | 2    | 75         | 344         | 419         |
| 2014/15                                                 | 3    | 93         | 362         | 455         |
| 2013/14                                                 | 4    | 46         | 243         | 289         |
| <b>Management &amp; Finance</b>                         |      |            |             |             |
|                                                         |      | <b>427</b> | <b>773</b>  | <b>1200</b> |
| <b>BBA</b>                                              |      |            |             |             |
|                                                         |      | <b>427</b> | <b>773</b>  | <b>1200</b> |
| 2016/17                                                 | 1    | 105        | 209         | 314         |
| 2015/16                                                 | 2    | 111        | 196         | 307         |
| 2014/15                                                 | 3    | 116        | 187         | 303         |
| 2013/14                                                 | 4    | 95         | 181         | 276         |

| INTAKE                        | YEAR | MALE       | FEMALE     | TOTAL       |
|-------------------------------|------|------------|------------|-------------|
| <b>Medicine</b>               |      |            |            |             |
|                               |      | <b>364</b> | <b>640</b> | <b>1004</b> |
| <b>MBBS</b>                   |      |            |            |             |
|                               |      | <b>364</b> | <b>640</b> | <b>1004</b> |
| 2016/17                       | 1    | 59         | 121        | 180         |
| 2015/16                       | 1    | 64         | 98         | 162         |
| 2014/15                       | 2    | 59         | 106        | 165         |
| 2013/14                       | 3    | 63         | 105        | 168         |
| 2012/13                       | 4    | 56         | 104        | 160         |
| 2011/12                       | 5    | 63         | 106        | 169         |
| <b>Allied Health Sciences</b> |      |            |            |             |
|                               |      | <b>82</b>  | <b>226</b> | <b>308</b>  |
| <b>BPharm</b>                 |      |            |            |             |
|                               |      | <b>20</b>  | <b>50</b>  | <b>70</b>   |
| 2016/17                       | 1    | 6          | 23         | 29          |
| 2015/16                       | 2    | 4          | 10         | 14          |
| 2014/15                       | 3    | 4          | 10         | 14          |
| 2013/14                       | 4    | 6          | 7          | 13          |
| <b>BSc (MLS)</b>              |      |            |            |             |
|                               |      | <b>22</b>  | <b>68</b>  | <b>90</b>   |
| 2016/17                       | 1    | 6          | 19         | 25          |
| 2015/16                       | 1    | 2          | 16         | 18          |
| 2014/15                       | 2    | 8          | 7          | 15          |
| 2013/14                       | 3    | 3          | 15         | 18          |
| 2012/13                       | 4    | 3          | 11         | 14          |
| <b>BSc (Nursing)</b>          |      |            |            |             |
|                               |      | <b>40</b>  | <b>108</b> | <b>148</b>  |
| 2016/17                       | 1    | 14         | 44         | 58          |
| 2015/16                       | 2    | 13         | 25         | 38          |

| INTAKE                        | YEAR | MALE       | FEMALE     | TOTAL       |
|-------------------------------|------|------------|------------|-------------|
| 2014/15                       | 3    | 10         | 20         | 30          |
| 2013/14                       | 4    | 3          | 19         | 22          |
| <b>Science</b>                |      |            |            |             |
|                               |      | <b>469</b> | <b>556</b> | <b>1025</b> |
| <b>BSc</b>                    |      |            |            |             |
|                               |      | <b>376</b> | <b>522</b> | <b>898</b>  |
| 2016/17                       | 1    | 110        | 198        | 308         |
| 2015/16                       | 2    | 135        | 156        | 291         |
| 2014/15                       | 3    | 114        | 136        | 250         |
| 2013/14                       | 4    | 17         | 32         | 49          |
| <b>BSc (Computer Science)</b> |      |            |            |             |
|                               |      | <b>93</b>  | <b>34</b>  | <b>127</b>  |
| 2016/17                       | 1    | 38         | 11         | 49          |
| 2015/16                       | 2    | 26         | 18         | 44          |
| 2014/15                       | 3    | 29         | 5          | 34          |
| <b>Technology</b>             |      |            |            |             |
|                               |      | <b>186</b> | <b>75</b>  | <b>261</b>  |
| <b>BET</b>                    |      |            |            |             |
|                               |      | <b>124</b> | <b>41</b>  | <b>165</b>  |
| 2016/17                       | 1    | 65         | 21         | 86          |
| 2015/16                       | 2    | 59         | 20         | 79          |
| <b>BICT</b>                   |      |            |            |             |
|                               |      | <b>62</b>  | <b>34</b>  | <b>96</b>   |
| 2016/17                       | 1    | 32         | 17         | 49          |
| 2015/16                       | 2    | 30         | 17         | 47          |

Table 03 - 01 (a) (Contd.)

**DETAILED UNDERGRADUATES ENROLMENT OF HIGHER EDUCATIONAL INSTITUTIONS 2018 - UGC INTAKE**  
(Universities and HEIs established under the Universities Act)

| INTAKE                               | YEAR | MALE        | FEMALE      | TOTAL       |
|--------------------------------------|------|-------------|-------------|-------------|
| <b>Eastern University, Sri Lanka</b> |      |             |             |             |
|                                      |      | <b>1199</b> | <b>3173</b> | <b>4372</b> |
| <i>Agriculture</i>                   |      |             |             |             |
|                                      |      | <b>91</b>   | <b>184</b>  | <b>275</b>  |
| <b>BSc (Agriculture)</b>             |      |             |             |             |
|                                      |      | <b>91</b>   | <b>184</b>  | <b>275</b>  |
| 2016/17                              | 1    | 17          | 53          | 70          |
| 2015/16                              | 2    | 24          | 35          | 59          |
| 2014/15                              | 3    | 29          | 44          | 73          |
| 2013/14                              | 4    | 21          | 52          | 73          |
| <i>Arts And Culture</i>              |      |             |             |             |
|                                      |      | <b>476</b>  | <b>1829</b> | <b>2305</b> |
| <b>BA</b>                            |      |             |             |             |
|                                      |      | <b>476</b>  | <b>1829</b> | <b>2305</b> |
| 2016/17                              | 1    | 152         | 575         | 727         |
| 2015/16                              | 2    | 219         | 859         | 1078        |
| 2014/15                              | 3    | 77          | 323         | 400         |
| 2013/14                              | 4    | 28          | 72          | 100         |
| <i>Commerce &amp; Management</i>     |      |             |             |             |
|                                      |      | <b>216</b>  | <b>465</b>  | <b>681</b>  |
| <b>BBA</b>                           |      |             |             |             |
|                                      |      | <b>128</b>  | <b>238</b>  | <b>366</b>  |
| 2016/17                              | 1    | 25          | 76          | 101         |
| 2015/16                              | 2    | 32          | 50          | 82          |
| 2014/15                              | 3    | 36          | 53          | 89          |
| 2013/14                              | 4    | 35          | 59          | 94          |
| <b>B Com</b>                         |      |             |             |             |
|                                      |      | <b>88</b>   | <b>227</b>  | <b>315</b>  |
| 2016/17                              | 1    | 18          | 67          | 85          |

| INTAKE                      | YEAR | MALE       | FEMALE     | TOTAL      |
|-----------------------------|------|------------|------------|------------|
| 2015/16                     | 2    | 29         | 57         | 86         |
| 2014/15                     | 3    | 26         | 49         | 75         |
| 2013/14                     | 4    | 15         | 54         | 69         |
| <i>Health Care Sciences</i> |      |            |            |            |
|                             |      | <b>197</b> | <b>314</b> | <b>511</b> |
| <b>MBBS</b>                 |      |            |            |            |
|                             |      | <b>169</b> | <b>233</b> | <b>402</b> |
| 2016/17                     | 1    | 27         | 46         | 73         |
| 2015/16                     | 1    | 35         | 43         | 78         |
| 2014/15                     | 2    | 31         | 24         | 55         |
| 2013/14                     | 3    | 25         | 38         | 63         |
| 2012/13                     | 4    | 20         | 38         | 58         |
| 2011/12                     | 5    | 31         | 44         | 75         |
| <b>BSc (Nursing)</b>        |      |            |            |            |
|                             |      | <b>28</b>  | <b>81</b>  | <b>109</b> |
| 2016/17                     | 1    | 8          | 30         | 38         |
| 2015/16                     | 2    | 5          | 26         | 31         |
| 2014/15                     | 3    | 12         | 14         | 26         |
| 2013/14                     | 4    | 3          | 11         | 14         |
| <i>Science</i>              |      |            |            |            |
|                             |      | <b>189</b> | <b>267</b> | <b>456</b> |
| <b>BSc</b>                  |      |            |            |            |
|                             |      | <b>189</b> | <b>267</b> | <b>456</b> |
| 2016/17                     | 1    | 76         | 110        | 186        |
| 2015/16                     | 2    | 37         | 62         | 99         |
| 2014/15                     | 3    | 69         | 63         | 132        |
| 2013/14                     | 4    | 3          | 17         | 20         |
| 2012/13                     | 4    | 4          | 15         | 19         |

| INTAKE            | YEAR | MALE      | FEMALE     | TOTAL      |
|-------------------|------|-----------|------------|------------|
| <i>Technology</i> |      |           |            |            |
|                   |      | <b>30</b> | <b>114</b> | <b>144</b> |
| <b>BBST</b>       |      |           |            |            |
|                   |      | <b>30</b> | <b>114</b> | <b>144</b> |
| 2016/17           | 1    | 20        | 49         | 69         |
| 2015/16           | 2    | 10        | 65         | 75         |

Table 03 - 01 (a) (Contd.)

**DETAILED UNDERGRADUATES ENROLMENT OF HIGHER EDUCATIONAL INSTITUTIONS 2018 - UGC INTAKE**  
(Universities and HEIs established under the Universities Act)

| INTAKE                                    | YEAR | MALE | FEMALE | TOTAL | INTAKE                                       | YEAR | MALE | FEMALE | TOTAL | INTAKE                                       | YEAR | MALE | FEMALE | TOTAL |
|-------------------------------------------|------|------|--------|-------|----------------------------------------------|------|------|--------|-------|----------------------------------------------|------|------|--------|-------|
| <b>Trincomalee Campus</b>                 |      |      |        |       | <b>Siddha Unit</b>                           |      |      |        |       | <b>South Eastern University of Sri Lanka</b> |      |      |        |       |
|                                           |      | 286  | 705    | 991   |                                              |      | 40   | 141    | 181   |                                              |      | 1576 | 3243   | 4819  |
| <i>Applied Sciences</i>                   |      |      |        |       | <b>BSMS</b>                                  |      |      |        |       | <i>Applied Science</i>                       |      |      |        |       |
|                                           |      | 133  | 84     | 217   |                                              |      | 40   | 141    | 181   |                                              |      | 278  | 358    | 636   |
| <b>BSc</b>                                |      |      |        |       | 2016/17                                      |      |      |        |       | <b>BSc</b>                                   |      |      |        |       |
|                                           |      | 55   | 56     | 111   | 2016/17                                      | 1    | 11   | 42     | 53    |                                              |      | 278  | 358    | 636   |
| 2016/17                                   | 1    | 33   | 37     | 70    | 2015/16                                      | 2    | 5    | 14     | 19    | 2016/17                                      | 1    | 96   | 144    | 240   |
| 2015/16                                   | 2    | 13   | 14     | 27    | 2014/15                                      | 3    | 10   | 24     | 34    | 2015/16                                      | 2    | 90   | 106    | 196   |
| 2014/15                                   | 3    | 9    | 5      | 14    | 2013/14                                      | 4    | 10   | 32     | 42    | 2014/15                                      | 3    | 80   | 95     | 175   |
| <b>BSc (Computer Science)</b>             |      |      |        |       | 2012/13                                      | 5    | 3    | 17     | 20    | 2013/14                                      | 4    | 12   | 13     | 25    |
|                                           |      | 78   | 28     | 106   | 2011/12                                      | 5    | 1    | 12     | 13    | <i>Arts &amp; Culture</i>                    |      |      |        |       |
| 2016/17                                   | 1    | 46   | 18     | 64    |                                              |      |      |        |       |                                              |      | 97   | 939    | 1036  |
| 2015/16                                   | 2    | 24   | 6      | 30    | <b>BA</b>                                    |      |      |        |       | <b>BA</b>                                    |      |      |        |       |
| 2014/15                                   | 3    | 8    | 4      | 12    |                                              |      |      |        |       |                                              |      | 97   | 939    | 1036  |
| <i>Communication and Business Studies</i> |      |      |        |       | 2016/17                                      |      |      |        |       | 2016/17                                      |      |      |        |       |
|                                           |      | 113  | 480    | 593   | 1                                            | 3    | 81   | 84     | 1     | 26                                           | 302  | 328  |        |       |
| <b>BA</b>                                 |      |      |        |       | 2015/16                                      | 2    | 5    | 81     | 86    | 2015/16                                      | 2    | 35   | 315    | 350   |
|                                           |      | 17   | 277    | 294   | 2014/15                                      | 3    | 5    | 60     | 65    | 2014/15                                      | 3    | 23   | 244    | 267   |
| 2016/17                                   | 1    | 3    | 81     | 84    | 2013/14                                      | 4    | 4    | 55     | 59    | 2013/14                                      | 4    | 13   | 78     | 91    |
| 2015/16                                   | 2    | 5    | 81     | 86    | <b>BSc (Management)</b>                      |      |      |        |       | <i>Engineering</i>                           |      |      |        |       |
| 2014/15                                   | 3    | 5    | 60     | 65    |                                              |      |      |        |       |                                              |      | 382  | 88     | 470   |
| 2013/14                                   | 4    | 4    | 55     | 59    |                                              |      |      |        |       |                                              |      | 382  | 88     | 470   |
| <b>BSc (Management)</b>                   |      |      |        |       | 2016/17                                      |      |      |        |       | <b>BSc (Engineering)</b>                     |      |      |        |       |
|                                           |      | 96   | 203    | 299   | 1                                            | 34   | 61   | 95     | 1     | 72                                           | 16   | 88   |        |       |
| 2016/17                                   | 1    | 34   | 61     | 95    | 2015/16                                      | 2    | 19   | 52     | 71    | 2015/16                                      | 2    | 76   | 21     | 97    |
| 2015/16                                   | 2    | 19   | 52     | 71    | 2014/15                                      | 3    | 21   | 44     | 65    | 2014/15                                      | 3    | 80   | 12     | 92    |
| 2014/15                                   | 3    | 21   | 44     | 65    | 2013/14                                      | 4    | 22   | 46     | 68    | 2013/14                                      | 4    | 71   | 21     | 92    |
| 2013/14                                   | 4    | 22   | 46     | 68    | <i>Islamic Studies &amp; Arabic Language</i> |      |      |        |       | <i>Islamic Studies &amp; Arabic Language</i> |      |      |        |       |
|                                           |      |      |        |       |                                              |      |      |        |       |                                              |      | 278  | 886    | 1164  |



Table 03 - 01 (a) (Contd.)

**DETAILED UNDERGRADUATES ENROLMENT OF HIGHER EDUCATIONAL INSTITUTIONS 2018 - UGC INTAKE**  
(Universities and HEIs established under the Universities Act)

| INTAKE                           | YEAR | MALE       | FEMALE     | TOTAL       |
|----------------------------------|------|------------|------------|-------------|
| <b>BA (Arabic Language)</b>      |      |            |            |             |
|                                  |      | <b>195</b> | <b>366</b> | <b>561</b>  |
| 2016/17                          | 1    | 60         | 124        | 184         |
| 2015/16                          | 2    | 65         | 121        | 186         |
| 2014/15                          | 3    | 60         | 114        | 174         |
| 2013/14                          | 4    | 10         | 7          | 17          |
| <b>BA (Islamic Studies)</b>      |      |            |            |             |
|                                  |      | <b>83</b>  | <b>520</b> | <b>603</b>  |
| 2016/17                          | 1    | 39         | 199        | 238         |
| 2015/16                          | 2    | 20         | 150        | 170         |
| 2014/15                          | 3    | 13         | 151        | 164         |
| 2013/14                          | 4    | 11         | 20         | 31          |
| <b>Management &amp; Commerce</b> |      |            |            |             |
|                                  |      | <b>400</b> | <b>805</b> | <b>1205</b> |
| <b>BBA</b>                       |      |            |            |             |
|                                  |      | <b>207</b> | <b>291</b> | <b>498</b>  |
| 2016/17                          | 1    | 53         | 77         | 130         |
| 2015/16                          | 2    | 59         | 75         | 134         |
| 2014/15                          | 3    | 42         | 82         | 124         |
| 2013/14                          | 4    | 53         | 57         | 110         |
| <b>B Com</b>                     |      |            |            |             |
|                                  |      | <b>128</b> | <b>257</b> | <b>385</b>  |
| 2016/17                          | 1    | 40         | 76         | 116         |
| 2015/16                          | 2    | 33         | 75         | 108         |
| 2014/15                          | 3    | 37         | 55         | 92          |
| 2013/14                          | 4    | 18         | 51         | 69          |
| <b>BSc (MIT)</b>                 |      |            |            |             |
|                                  |      | <b>65</b>  | <b>257</b> | <b>322</b>  |
| 2016/17                          | 1    | 20         | 96         | 116         |

| INTAKE            | YEAR | MALE       | FEMALE     | TOTAL      |
|-------------------|------|------------|------------|------------|
| 2015/16           | 2    | 22         | 88         | 110        |
| 2014/15           | 3    | 23         | 73         | 96         |
| <b>Technology</b> |      |            |            |            |
|                   |      | <b>141</b> | <b>167</b> | <b>308</b> |
| <b>BBST</b>       |      |            |            |            |
|                   |      | <b>29</b>  | <b>135</b> | <b>164</b> |
| 2016/17           | 1    | 15         | 66         | 81         |
| 2015/16           | 2    | 14         | 69         | 83         |
| <b>BICT</b>       |      |            |            |            |
|                   |      | <b>112</b> | <b>32</b>  | <b>144</b> |
| 2016/17           | 1    | 53         | 16         | 69         |
| 2015/16           | 2    | 59         | 16         | 75         |

| INTAKE                                  | YEAR | MALE        | FEMALE      | TOTAL       |
|-----------------------------------------|------|-------------|-------------|-------------|
| <b>Rajarata University of Sri Lanka</b> |      |             |             |             |
|                                         |      | <b>1925</b> | <b>3697</b> | <b>5622</b> |
| <b>Agriculture</b>                      |      |             |             |             |
|                                         |      | <b>144</b>  | <b>339</b>  | <b>483</b>  |
| <b>BSc (Agriculture)</b>                |      |             |             |             |
|                                         |      | <b>144</b>  | <b>339</b>  | <b>483</b>  |
| 2016/17                                 | 1    | 56          | 97          | 153         |
| 2015/16                                 | 2    | 29          | 86          | 115         |
| 2014/15                                 | 3    | 39          | 93          | 132         |
| 2013/14                                 | 4    | 20          | 63          | 83          |
| <b>Applied Science</b>                  |      |             |             |             |
|                                         |      | <b>262</b>  | <b>446</b>  | <b>708</b>  |
| <b>BSc</b>                              |      |             |             |             |
|                                         |      | <b>149</b>  | <b>271</b>  | <b>420</b>  |
| 2016/17                                 | 1    | 93          | 160         | 253         |
| 2015/16                                 | 2    | 23          | 42          | 65          |
| 2014/15                                 | 3    | 26          | 42          | 68          |
| 2013/14                                 | 4    | 7           | 27          | 34          |
| <b>BICT/ BSc (ICT)</b>                  |      |             |             |             |
|                                         |      | <b>98</b>   | <b>123</b>  | <b>221</b>  |
| 2016/17                                 | 1    | 34          | 41          | 75          |
| 2015/16                                 | 2    | 34          | 42          | 76          |
| 2014/15                                 | 3    | 29          | 37          | 66          |
| 2013/14                                 | 4    | 1           | 3           | 4           |
| <b>BSc (Health Promotion)</b>           |      |             |             |             |
|                                         |      | <b>15</b>   | <b>52</b>   | <b>67</b>   |
| 2016/17                                 | 1    | 7           | 30          | 37          |
| 2015/16                                 | 2    | 4           | 12          | 16          |
| 2014/15                                 | 3    | 4           | 5           | 9           |

Table 03 - 01 (a) (Contd.)

**DETAILED UNDERGRADUATES ENROLMENT OF HIGHER EDUCATIONAL INSTITUTIONS 2018 - UGC INTAKE**  
(Universities and HEIs established under the Universities Act)

| INTAKE                                  | YEAR | MALE       | FEMALE      | TOTAL       |
|-----------------------------------------|------|------------|-------------|-------------|
| 2013/14                                 | 4    | 0          | 5           | 5           |
| <b>Management Studies</b>               |      |            |             |             |
|                                         |      | <b>611</b> | <b>905</b>  | <b>1516</b> |
| <b>BSc (Management)</b>                 |      |            |             |             |
|                                         |      | <b>611</b> | <b>905</b>  | <b>1516</b> |
| 2016/17                                 | 1    | 146        | 270         | 416         |
| 2015/16                                 | 2    | 148        | 228         | 376         |
| 2014/15                                 | 3    | 144        | 206         | 350         |
| 2013/14                                 | 4    | 173        | 201         | 374         |
| <b>Medicine &amp; Allied Sciences</b>   |      |            |             |             |
|                                         |      | <b>324</b> | <b>571</b>  | <b>895</b>  |
| <b>MBBS</b>                             |      |            |             |             |
|                                         |      | <b>324</b> | <b>571</b>  | <b>895</b>  |
| 2016/17                                 | 1    | 66         | 114         | 180         |
| 2015/16                                 | 2    | 70         | 110         | 180         |
| 2014/15                                 | 3    | 66         | 111         | 177         |
| 2013/14                                 | 4    | 50         | 129         | 179         |
| 2012/13                                 | 5    | 72         | 107         | 179         |
| <b>Social Sciences &amp; Humanities</b> |      |            |             |             |
|                                         |      | <b>294</b> | <b>1218</b> | <b>1512</b> |
| <b>BA</b>                               |      |            |             |             |
|                                         |      | <b>294</b> | <b>1218</b> | <b>1512</b> |
| 2016/17                                 | 1    | 74         | 493         | 567         |
| 2015/16                                 | 2    | 147        | 329         | 476         |
| 2014/15                                 | 3    | 50         | 291         | 341         |
| 2013/14                                 | 4    | 23         | 105         | 128         |
| <b>Technology</b>                       |      |            |             |             |
|                                         |      | <b>290</b> | <b>218</b>  | <b>508</b>  |

| INTAKE      | YEAR | MALE       | FEMALE     | TOTAL      |
|-------------|------|------------|------------|------------|
| <b>BBST</b> |      |            |            |            |
|             |      | <b>25</b>  | <b>140</b> | <b>165</b> |
| 2016/17     | 1    | 14         | 70         | 84         |
| 2015/16     | 2    | 11         | 70         | 81         |
| <b>BET</b>  |      |            |            |            |
|             |      | <b>164</b> | <b>23</b>  | <b>187</b> |
| 2016/17     | 1    | 88         | 13         | 101        |
| 2015/16     | 2    | 76         | 10         | 86         |
| <b>BICT</b> |      |            |            |            |
|             |      | <b>101</b> | <b>55</b>  | <b>156</b> |
| 2016/17     | 1    | 57         | 28         | 85         |
| 2015/16     | 2    | 44         | 27         | 71         |

| INTAKE                                      | YEAR | MALE        | FEMALE      | TOTAL       |
|---------------------------------------------|------|-------------|-------------|-------------|
| <b>Sabaragamuwa University of Sri Lanka</b> |      |             |             |             |
|                                             |      | <b>1483</b> | <b>2665</b> | <b>4148</b> |
| <b>Agricultural Sciences</b>                |      |             |             |             |
|                                             |      | <b>93</b>   | <b>304</b>  | <b>397</b>  |
| <b>BSc (Agriculture)</b>                    |      |             |             |             |
|                                             |      | <b>75</b>   | <b>219</b>  | <b>294</b>  |
| 2016/17                                     | 1    | 32          | 73          | 105         |
| 2015/16                                     | 2    | 10          | 50          | 60          |
| 2014/15                                     | 3    | 20          | 54          | 74          |
| 2013/14                                     | 4    | 13          | 42          | 55          |
| <b>BSc (Food Business Mgt.)</b>             |      |             |             |             |
|                                             |      | <b>18</b>   | <b>85</b>   | <b>103</b>  |
| 2016/17                                     | 1    | 10          | 49          | 59          |
| 2015/16                                     | 2    | 8           | 36          | 44          |
| <b>Applied Science</b>                      |      |             |             |             |
|                                             |      | <b>506</b>  | <b>509</b>  | <b>1015</b> |
| <b>BSc (Food Science &amp; Tech.)</b>       |      |             |             |             |
|                                             |      | <b>61</b>   | <b>67</b>   | <b>128</b>  |
| 2016/17                                     | 1    | 31          | 27          | 58          |
| 2015/16                                     | 2    | 13          | 14          | 27          |
| 2014/15                                     | 3    | 9           | 10          | 19          |
| 2013/14                                     | 4    | 8           | 16          | 24          |
| <b>BSc (Applied Sciences)</b>               |      |             |             |             |
|                                             |      | <b>89</b>   | <b>146</b>  | <b>235</b>  |
| 2016/17                                     | 1    | 21          | 54          | 75          |
| 2015/16                                     | 2    | 15          | 22          | 37          |
| 2014/15                                     | 3    | 24          | 20          | 44          |
| 2013/14                                     | 4    | 29          | 50          | 79          |

Table 03 - 01 (a) (Contd.)

**DETAILED UNDERGRADUATES ENROLMENT OF HIGHER EDUCATIONAL INSTITUTIONS 2018 - UGC INTAKE**  
(Universities and HEIs established under the Universities Act)

| INTAKE                                           | YEAR | MALE       | FEMALE     | TOTAL       |
|--------------------------------------------------|------|------------|------------|-------------|
| <b>BSc (Physical Education)</b>                  |      |            |            |             |
|                                                  |      | <b>93</b>  | <b>85</b>  | <b>178</b>  |
| 2016/17                                          | 1    | 24         | 24         | 48          |
| 2015/16                                          | 2    | 26         | 22         | 48          |
| 2014/15                                          | 3    | 17         | 19         | 36          |
| 2013/14                                          | 4    | 26         | 20         | 46          |
| <b>BSc (Sport Science Mangement)</b>             |      |            |            |             |
|                                                  |      | <b>86</b>  | <b>93</b>  | <b>179</b>  |
| 2016/17                                          | 1    | 22         | 27         | 49          |
| 2015/16                                          | 2    | 23         | 22         | 45          |
| 2014/15                                          | 3    | 19         | 19         | 38          |
| 2013/14                                          | 4    | 22         | 25         | 47          |
| <b>BSc (Computing &amp; Information Systems)</b> |      |            |            |             |
|                                                  |      | <b>177</b> | <b>118</b> | <b>295</b>  |
| 2016/17                                          | 1    | 55         | 38         | 93          |
| 2015/16                                          | 2    | 41         | 36         | 77          |
| 2014/15                                          | 3    | 45         | 24         | 69          |
| 2013/14                                          | 4    | 36         | 20         | 56          |
| <b>Geomatics</b>                                 |      |            |            |             |
|                                                  |      | <b>220</b> | <b>63</b>  | <b>283</b>  |
| <b>BSc (Surveying Science)</b>                   |      |            |            |             |
|                                                  |      | <b>220</b> | <b>63</b>  | <b>283</b>  |
| 2016/17                                          | 1    | 74         | 23         | 97          |
| 2015/16                                          | 2    | 58         | 13         | 71          |
| 2014/15                                          | 3    | 56         | 13         | 69          |
| 2013/14                                          | 4    | 32         | 14         | 46          |
| <b>Management Studies</b>                        |      |            |            |             |
|                                                  |      | <b>506</b> | <b>856</b> | <b>1362</b> |

| INTAKE                                            | YEAR | MALE       | FEMALE     | TOTAL       |
|---------------------------------------------------|------|------------|------------|-------------|
| <b>BSc (Management)</b>                           |      |            |            |             |
|                                                   |      | <b>389</b> | <b>705</b> | <b>1094</b> |
| 2016/17                                           | 1    | 94         | 196        | 290         |
| 2015/16                                           | 2    | 91         | 176        | 267         |
| 2014/15                                           | 3    | 95         | 171        | 266         |
| 2013/14                                           | 4    | 109        | 162        | 271         |
| <b>BSc (Tourism &amp; Hospitality Management)</b> |      |            |            |             |
|                                                   |      | <b>117</b> | <b>151</b> | <b>268</b>  |
| 2016/17                                           | 1    | 30         | 41         | 71          |
| 2015/16                                           | 2    | 28         | 34         | 62          |
| 2014/15                                           | 3    | 30         | 31         | 61          |
| 2013/14                                           | 4    | 29         | 45         | 74          |
| <b>Social Sciences &amp; Languages</b>            |      |            |            |             |
|                                                   |      | <b>158</b> | <b>933</b> | <b>1091</b> |
| <b>BA</b>                                         |      |            |            |             |
|                                                   |      | <b>153</b> | <b>851</b> | <b>1004</b> |
| 2016/17                                           | 1    | 37         | 231        | 268         |
| 2015/16                                           | 2    | 39         | 227        | 266         |
| 2014/15                                           | 3    | 39         | 242        | 281         |
| 2013/14                                           | 4    | 38         | 151        | 189         |
| <b>BA (Traslation Studies)</b>                    |      |            |            |             |
|                                                   |      | <b>5</b>   | <b>82</b>  | <b>87</b>   |
| 2016/17                                           | 1    | 2          | 22         | 24          |
| 2015/16                                           | 2    | 1          | 19         | 20          |
| 2014/15                                           | 3    | 0          | 22         | 22          |
| 2013/14                                           | 4    | 2          | 19         | 21          |

| INTAKE                                          | YEAR | MALE        | FEMALE      | TOTAL       |
|-------------------------------------------------|------|-------------|-------------|-------------|
| <b>Wayamba University of Sri Lanka</b>          |      |             |             |             |
|                                                 |      | <b>1436</b> | <b>2444</b> | <b>3880</b> |
| <b>Agricultural &amp; Plantation Management</b> |      |             |             |             |
|                                                 |      | <b>184</b>  | <b>578</b>  | <b>762</b>  |
| <b>BSc (Agriculture)</b>                        |      |             |             |             |
|                                                 |      | <b>149</b>  | <b>445</b>  | <b>594</b>  |
| 2016/17                                         | 1    | 31          | 129         | 160         |
| 2015/16                                         | 2    | 35          | 101         | 136         |
| 2014/15                                         | 3    | 43          | 95          | 138         |
| 2013/14                                         | 4    | 40          | 120         | 160         |
| <b>BBST</b>                                     |      |             |             |             |
|                                                 |      | <b>35</b>   | <b>133</b>  | <b>168</b>  |
| 2016/17                                         | 1    | 16          | 70          | 86          |
| 2015/16                                         | 2    | 19          | 63          | 82          |
| <b>Applied Science</b>                          |      |             |             |             |
|                                                 |      | <b>248</b>  | <b>299</b>  | <b>547</b>  |
| <b>BSc</b>                                      |      |             |             |             |
|                                                 |      | <b>248</b>  | <b>299</b>  | <b>547</b>  |
| 2016/17                                         | 1    | 71          | 98          | 169         |
| 2015/16                                         | 2    | 78          | 80          | 158         |
| 2014/15                                         | 3    | 67          | 74          | 141         |
| 2013/14                                         | 4    | 32          | 47          | 79          |
| <b>Business Studies And Finance</b>             |      |             |             |             |
|                                                 |      | <b>614</b>  | <b>1220</b> | <b>1834</b> |
| <b>BSc (Management)</b>                         |      |             |             |             |
|                                                 |      | <b>614</b>  | <b>1220</b> | <b>1834</b> |
| 2016/17                                         | 1    | 174         | 365         | 539         |
| 2015/16                                         | 2    | 160         | 329         | 489         |
| 2014/15                                         | 3    | 155         | 300         | 455         |

Table 03 - 01 (a) (Contd.)

**DETAILED UNDERGRADUATES ENROLMENT OF HIGHER EDUCATIONAL INSTITUTIONS 2018 - UGC INTAKE**  
(Universities and HEIs established under the Universities Act)

| INTAKE                                                   | YEAR | MALE       | FEMALE     | TOTAL      |
|----------------------------------------------------------|------|------------|------------|------------|
| 2013/14                                                  | 4    | 125        | 226        | 351        |
| <b>Livestock Fisheries &amp; Nutrition</b>               |      |            |            |            |
|                                                          |      | <b>152</b> | <b>293</b> | <b>445</b> |
| <b>BSc (Food Production &amp; Technology Management)</b> |      |            |            |            |
|                                                          |      | <b>56</b>  | <b>90</b>  | <b>146</b> |
| 2016/17                                                  | 1    | 25         | 47         | 72         |
| 2015/16                                                  | 2    | 11         | 17         | 28         |
| 2014/15                                                  | 3    | 7          | 12         | 19         |
| 2013/14                                                  | 4    | 13         | 14         | 27         |
| <b>BSc (Food Science &amp; Nutrition)</b>                |      |            |            |            |
|                                                          |      | <b>96</b>  | <b>203</b> | <b>299</b> |
| 2016/17                                                  | 1    | 32         | 71         | 103        |
| 2015/16                                                  | 2    | 19         | 44         | 63         |
| 2014/15                                                  | 3    | 17         | 49         | 66         |
| 2013/14                                                  | 4    | 28         | 39         | 67         |
| <b>Technology</b>                                        |      |            |            |            |
|                                                          |      | <b>238</b> | <b>54</b>  | <b>292</b> |
| <b>BET</b>                                               |      |            |            |            |
|                                                          |      | <b>238</b> | <b>54</b>  | <b>292</b> |
| 2016/17                                                  | 1    | 135        | 21         | 156        |
| 2015/16                                                  | 2    | 103        | 33         | 136        |

| INTAKE                                                   | YEAR | MALE       | FEMALE      | TOTAL       |
|----------------------------------------------------------|------|------------|-------------|-------------|
| <b>Uva Wellassa University</b>                           |      |            |             |             |
|                                                          |      | <b>985</b> | <b>1518</b> | <b>2503</b> |
| <b>Animal Science &amp; Export Agriculture</b>           |      |            |             |             |
|                                                          |      | <b>248</b> | <b>589</b>  | <b>837</b>  |
| <b>BSc (Aquatic Resources Technology)</b>                |      |            |             |             |
|                                                          |      | <b>45</b>  | <b>130</b>  | <b>175</b>  |
| 2016/17                                                  | 1    | 12         | 34          | 46          |
| 2015/16                                                  | 2    | 7          | 32          | 39          |
| 2014/15                                                  | 3    | 12         | 40          | 52          |
| 2013/14                                                  | 4    | 14         | 24          | 38          |
| <b>BSc (Export Agriculture)</b>                          |      |            |             |             |
|                                                          |      | <b>53</b>  | <b>147</b>  | <b>200</b>  |
| 2016/17                                                  | 1    | 11         | 45          | 56          |
| 2015/16                                                  | 2    | 14         | 28          | 42          |
| 2014/15                                                  | 3    | 17         | 36          | 53          |
| 2013/14                                                  | 4    | 11         | 38          | 49          |
| <b>BSc (Palm &amp; Latex Tech.&amp; Value Addition )</b> |      |            |             |             |
|                                                          |      | <b>33</b>  | <b>112</b>  | <b>145</b>  |
| 2016/17                                                  | 1    | 6          | 33          | 39          |
| 2015/16                                                  | 2    | 1          | 24          | 25          |
| 2014/15                                                  | 3    | 12         | 28          | 40          |
| 2013/14                                                  | 4    | 14         | 27          | 41          |
| <b>BSc (Tea Technology &amp; Value Addition)</b>         |      |            |             |             |
|                                                          |      | <b>53</b>  | <b>84</b>   | <b>137</b>  |
| 2016/17                                                  | 1    | 12         | 25          | 37          |
| 2015/16                                                  | 2    | 12         | 16          | 28          |
| 2014/15                                                  | 3    | 14         | 22          | 36          |
| 2013/14                                                  | 4    | 15         | 21          | 36          |

| INTAKE                                              | YEAR | MALE       | FEMALE     | TOTAL      |
|-----------------------------------------------------|------|------------|------------|------------|
| <b>BASc</b>                                         |      |            |            |            |
|                                                     |      | <b>64</b>  | <b>116</b> | <b>180</b> |
| 2016/17                                             | 1    | 14         | 33         | 47         |
| 2015/16                                             | 2    | 16         | 18         | 34         |
| 2014/15                                             | 3    | 21         | 31         | 52         |
| 2013/14                                             | 4    | 13         | 34         | 47         |
| <b>Management</b>                                   |      |            |            |            |
|                                                     |      | <b>176</b> | <b>324</b> | <b>500</b> |
| <b>BBM (Hospitality, Tourism &amp; Events Mgt.)</b> |      |            |            |            |
|                                                     |      | <b>103</b> | <b>144</b> | <b>247</b> |
| 2016/17                                             | 1    | 24         | 37         | 61         |
| 2015/16                                             | 2    | 33         | 30         | 63         |
| 2014/15                                             | 3    | 22         | 40         | 62         |
| 2013/14                                             | 4    | 24         | 37         | 61         |
| <b>BBM (Entrepreneurship &amp; Management.)</b>     |      |            |            |            |
|                                                     |      | <b>73</b>  | <b>180</b> | <b>253</b> |
| 2016/17                                             | 1    | 18         | 47         | 65         |
| 2015/16                                             | 2    | 22         | 43         | 65         |
| 2014/15                                             | 3    | 14         | 49         | 63         |
| 2013/14                                             | 4    | 19         | 41         | 60         |
| <b>Science And Technology</b>                       |      |            |            |            |
|                                                     |      | <b>399</b> | <b>430</b> | <b>829</b> |
| <b>BIIT</b>                                         |      |            |            |            |
|                                                     |      | <b>94</b>  | <b>144</b> | <b>238</b> |
| 2016/17                                             | 1    | 20         | 42         | 62         |
| 2015/16                                             | 2    | 17         | 40         | 57         |
| 2014/15                                             | 3    | 31         | 29         | 60         |
| 2013/14                                             | 4    | 26         | 33         | 59         |

Table 03 - 01 (a) (Contd.)

**DETAILED UNDERGRADUATES ENROLMENT OF HIGHER EDUCATIONAL INSTITUTIONS 2018 - UGC INTAKE**  
(Universities and HEIs established under the Universities Act)

| INTAKE                                          | YEAR | MALE       | FEMALE     | TOTAL      |
|-------------------------------------------------|------|------------|------------|------------|
| <b>BSc (Mineral Resources &amp; Technology)</b> |      |            |            |            |
|                                                 |      | <b>100</b> | <b>83</b>  | <b>183</b> |
| 2016/17                                         | 1    | 29         | 16         | 45         |
| 2015/16                                         | 2    | 22         | 16         | 38         |
| 2014/15                                         | 3    | 27         | 21         | 48         |
| 2013/14                                         | 4    | 22         | 30         | 52         |
| <b>BTech (Science &amp; Technology)</b>         |      |            |            |            |
|                                                 |      | <b>82</b>  | <b>98</b>  | <b>180</b> |
| 2016/17                                         | 1    | 26         | 27         | 53         |
| 2015/16                                         | 2    | 14         | 19         | 33         |
| 2014/15                                         | 3    | 22         | 30         | 52         |
| 2013/14                                         | 4    | 20         | 22         | 42         |
| <b>BSc (Computer Sci. &amp; Tech.)</b>          |      |            |            |            |
|                                                 |      | <b>123</b> | <b>105</b> | <b>228</b> |
| 2016/17                                         | 1    | 34         | 33         | 67         |
| 2015/16                                         | 2    | 24         | 34         | 58         |
| 2014/15                                         | 3    | 34         | 20         | 54         |
| 2013/14                                         | 4    | 31         | 18         | 49         |
| <b>Technological Studies</b>                    |      |            |            |            |
|                                                 |      | <b>162</b> | <b>175</b> | <b>337</b> |
| <b>BET</b>                                      |      |            |            |            |
|                                                 |      | <b>131</b> | <b>35</b>  | <b>166</b> |
| 2016/17                                         | 1    | 70         | 16         | 86         |
| 2015/16                                         | 2    | 61         | 19         | 80         |
| <b>BBST</b>                                     |      |            |            |            |
|                                                 |      | <b>31</b>  | <b>140</b> | <b>171</b> |
| 2016/17                                         | 1    | 18         | 68         | 86         |
| 2015/16                                         | 2    | 13         | 72         | 85         |

| INTAKE                                              | YEAR | MALE       | FEMALE      | TOTAL       |
|-----------------------------------------------------|------|------------|-------------|-------------|
| <b>University of the Visual And Performing Arts</b> |      |            |             |             |
|                                                     |      | <b>537</b> | <b>1720</b> | <b>2257</b> |
| <b>Dance And Drama</b>                              |      |            |             |             |
|                                                     |      | <b>130</b> | <b>865</b>  | <b>995</b>  |
| <b>BPA (Dance &amp; Drama)</b>                      |      |            |             |             |
|                                                     |      | <b>130</b> | <b>865</b>  | <b>995</b>  |
| 2016/17                                             | 1    | 33         | 235         | 268         |
| 2015/16                                             | 2    | 35         | 204         | 239         |
| 2014/15                                             | 3    | 24         | 216         | 240         |
| 2013/14                                             | 4    | 38         | 210         | 248         |
| <b>Music</b>                                        |      |            |             |             |
|                                                     |      | <b>269</b> | <b>606</b>  | <b>875</b>  |
| <b>BPA (Music)</b>                                  |      |            |             |             |
|                                                     |      | <b>269</b> | <b>606</b>  | <b>875</b>  |
| 2016/17                                             | 1    | 57         | 170         | 227         |
| 2015/16                                             | 2    | 60         | 166         | 226         |
| 2014/15                                             | 3    | 81         | 130         | 211         |
| 2013/14                                             | 4    | 71         | 140         | 211         |
| <b>Visual Arts</b>                                  |      |            |             |             |
|                                                     |      | <b>138</b> | <b>249</b>  | <b>387</b>  |
| <b>Bachelor of Visual Arts</b>                      |      |            |             |             |
|                                                     |      | <b>138</b> | <b>249</b>  | <b>387</b>  |
| 2016/17                                             | 1    | 34         | 67          | 101         |
| 2015/16                                             | 2    | 39         | 56          | 95          |
| 2014/15                                             | 3    | 31         | 67          | 98          |
| 2013/14                                             | 4    | 34         | 59          | 93          |

| INTAKE                                  | YEAR | MALE       | FEMALE     | TOTAL       |
|-----------------------------------------|------|------------|------------|-------------|
| <b>Institute Of Indigenous Medicine</b> |      |            |            |             |
|                                         |      | <b>213</b> | <b>906</b> | <b>1119</b> |
| <b>BAMS</b>                             |      |            |            |             |
|                                         |      | <b>166</b> | <b>682</b> | <b>848</b>  |
| 2016/17                                 | 1    | 38         | 143        | 181         |
| 2015/16                                 | 2    | 31         | 119        | 150         |
| 2014/15                                 | 3    | 29         | 102        | 131         |
| 2013/14                                 | 4    | 27         | 106        | 133         |
| 2012/13                                 | 5    | 22         | 132        | 154         |
| 2011/12                                 | 5    | 19         | 80         | 99          |
| <b>BUMS</b>                             |      |            |            |             |
|                                         |      | <b>47</b>  | <b>224</b> | <b>271</b>  |
| 2016/17                                 | 1    | 6          | 49         | 55          |
| 2015/16                                 | 2    | 3          | 31         | 34          |
| 2014/15                                 | 3    | 13         | 33         | 46          |
| 2013/14                                 | 4    | 7          | 36         | 43          |
| 2012/13                                 | 5    | 13         | 32         | 45          |
| 2011/12                                 | 5    | 5          | 43         | 48          |

Table 03 - 01 (a) (Contd.)

**DETAILED UNDERGRADUATES ENROLMENT OF HIGHER EDUCATIONAL INSTITUTIONS 2018 - UGC INTAKE**  
(Universities and HEIs established under the Universities Act)

| INTAKE                                           | YEAR | MALE | FEMALE | TOTAL | INTAKE                                            | YEAR | MALE | FEMALE | TOTAL | INTAKE                                                  | YEAR | MALE | FEMALE | TOTAL |
|--------------------------------------------------|------|------|--------|-------|---------------------------------------------------|------|------|--------|-------|---------------------------------------------------------|------|------|--------|-------|
| <b>University of Colombo School Of Computing</b> |      |      |        |       | <b>Gampaha Wickramarachchi Aurvedha Institute</b> |      |      |        |       | <b>Swami Vipulananda Institute of Aesthetic Studies</b> |      |      |        |       |
|                                                  |      | 505  | 352    | 857   |                                                   |      | 94   | 303    | 397   |                                                         |      | 119  | 674    | 793   |
|                                                  |      | 505  | 352    | 857   |                                                   |      | 94   | 303    | 397   |                                                         |      | 119  | 674    | 793   |
| <b>BSc (Computer Science)</b>                    |      |      |        |       | <b>BAMS</b>                                       |      |      |        |       | <b>BFA (Dance)</b>                                      |      |      |        |       |
|                                                  |      | 379  | 173    | 552   |                                                   |      | 94   | 303    | 397   |                                                         |      | 2    | 186    | 188   |
| 2016/17                                          | 1    | 139  | 60     | 199   | 2016/17                                           | 1    | 22   | 87     | 109   | 2016/17                                                 | 1    | 1    | 47     | 48    |
| 2015/16                                          | 2    | 102  | 53     | 155   | 2015/16                                           | 2    | 14   | 54     | 68    | 2015/16                                                 | 2    | 1    | 44     | 45    |
| 2014/15                                          | 3    | 113  | 45     | 158   | 2014/15                                           | 3    | 21   | 46     | 67    | 2014/15                                                 | 3    | 0    | 49     | 49    |
| 2013/14                                          | 4    | 25   | 15     | 40    | 2013/14                                           | 4    | 19   | 66     | 85    | 2013/14                                                 | 4    | 0    | 46     | 46    |
| <b>BSc (Information System)</b>                  |      |      |        |       | 2012/13                                           |      |      |        |       | <b>BFA (Music)</b>                                      |      |      |        |       |
|                                                  |      | 126  | 179    | 305   |                                                   | 5    | 18   | 50     | 68    |                                                         |      | 21   | 279    | 300   |
| 2016/17                                          | 1    | 39   | 63     | 102   |                                                   |      |      |        |       | 2016/17                                                 | 1    | 2    | 74     | 76    |
| 2015/16                                          | 2    | 32   | 65     | 97    |                                                   |      |      |        |       | 2015/16                                                 | 2    | 6    | 74     | 80    |
| 2014/15                                          | 3    | 46   | 41     | 87    |                                                   |      |      |        |       | 2014/15                                                 | 3    | 10   | 69     | 79    |
| 2013/14                                          | 4    | 9    | 10     | 19    |                                                   |      |      |        |       | 2013/14                                                 | 4    | 3    | 62     | 65    |
|                                                  |      |      |        |       |                                                   |      |      |        |       | <b>BFA (Drama &amp; Theatre)</b>                        |      |      |        |       |
|                                                  |      |      |        |       |                                                   |      |      |        |       |                                                         |      | 33   | 102    | 135   |
|                                                  |      |      |        |       |                                                   |      |      |        |       | 2016/17                                                 | 1    | 13   | 26     | 39    |
|                                                  |      |      |        |       |                                                   |      |      |        |       | 2015/16                                                 | 2    | 9    | 29     | 38    |
|                                                  |      |      |        |       |                                                   |      |      |        |       | 2014/15                                                 | 3    | 8    | 25     | 33    |
|                                                  |      |      |        |       |                                                   |      |      |        |       | 2013/14                                                 | 4    | 3    | 22     | 25    |
|                                                  |      |      |        |       |                                                   |      |      |        |       | <b>BFA (Visual Arts)</b>                                |      |      |        |       |
|                                                  |      |      |        |       |                                                   |      |      |        |       |                                                         |      | 63   | 107    | 170   |
|                                                  |      |      |        |       |                                                   |      |      |        |       | 2016/17                                                 | 1    | 16   | 31     | 47    |
|                                                  |      |      |        |       |                                                   |      |      |        |       | 2015/16                                                 | 2    | 14   | 21     | 35    |
|                                                  |      |      |        |       |                                                   |      |      |        |       | 2014/15                                                 | 3    | 14   | 30     | 44    |
|                                                  |      |      |        |       |                                                   |      |      |        |       | 2013/14                                                 | 4    | 19   | 25     | 44    |

**Note:**

- This includes backlog batches for the following Degrees and Universities
- (1) MBBS - University of Colombo, University of Peradeniya, University of Kelaniya, University of Ruhuna, Eastern University, Sri Lanka
  - (2) BAMS, BUMS - Institute of Indigenous medicine
  - (3) BSMS - Trincomalee Campus
  - (4) BSc (MLS) - University of Ruhuna
  - (5) BA - University of Jaffna
  - (6) BSc - Eastern University, Sri Lanka
  - (7) BSc (Engineering) - South Eastern University of Sri Lanka

Table 03 - 01 (b)

**DETAILED UNDERGRADUATES ENROLMENT OF HIGHER EDUCATIONAL INSTITUTIONS 2018 - OTHER INTAKE**  
(Universities and HEIs established under the Universities Act)

|                                             |      |      |        |       | <b>Grand Total :</b>    |        |       |        |       |                                         |      |      |        |       |
|---------------------------------------------|------|------|--------|-------|-------------------------|--------|-------|--------|-------|-----------------------------------------|------|------|--------|-------|
|                                             |      |      |        |       | Male                    | Female | Total |        |       |                                         |      |      |        |       |
|                                             |      |      |        |       | 10252                   | 15305  | 25557 |        |       |                                         |      |      |        |       |
| INTAKE                                      | YEAR | MALE | FEMALE | TOTAL | INTAKE                  | YEAR   | MALE  | FEMALE | TOTAL | INTAKE                                  | YEAR | MALE | FEMALE | TOTAL |
| <b>Open University of Sri Lanka</b>         |      |      |        |       | <b>BPharm</b>           |        |       |        |       | <b>BA (Library Information Studies)</b> |      |      |        |       |
|                                             |      | 9616 | 14837  | 24453 |                         |        | 114   | 177    | 291   |                                         |      | 11   | 21     | 32    |
| <i>Education</i>                            |      |      |        |       |                         |        | 114   | 177    | 291   |                                         |      | 11   | 21     | 32    |
|                                             |      | 50   | 278    | 328   | <b>BSc (Nursing)</b>    |        |       |        |       | <i>Natural Sciences</i>                 |      |      |        |       |
| <b>B Ed</b>                                 |      |      |        |       |                         |        | 230   | 3043   | 3273  |                                         |      | 1150 | 2691   | 3841  |
|                                             |      | 6    | 24     | 30    |                         |        | 230   | 3043   | 3273  | <b>BSc</b>                              |      |      |        |       |
|                                             |      | 6    | 24     | 30    | <b>Bachelor of MLS</b>  |        |       |        |       |                                         |      | 1150 | 2691   | 3841  |
| <b>B Ed (Drama &amp; Theatre Education)</b> |      |      |        |       |                         |        | 149   | 205    | 354   |                                         |      | 1150 | 2691   | 3841  |
|                                             |      | 31   | 57     | 88    |                         |        | 149   | 205    | 354   | <b>BSc</b>                              |      |      |        |       |
|                                             |      | 31   | 57     | 88    | <b>BSc (Psychology)</b> |        |       |        |       |                                         |      | 1150 | 2691   | 3841  |
| <b>Bachelor of Special Needs Education</b>  |      |      |        |       |                         |        | 27    | 41     | 68    |                                         |      | 1150 | 2691   | 3841  |
|                                             |      | 13   | 197    | 210   |                         |        | 27    | 41     | 68    | <i>Humanities and Social Sc.</i>        |      |      |        |       |
|                                             |      | 13   | 197    | 210   |                         |        | 4645  | 6445   | 11090 | <b>LLB</b>                              |      |      |        |       |
| <i>Engineering Technology</i>               |      |      |        |       |                         |        | 2582  | 1828   | 4410  | <b>BA (English)</b>                     |      |      |        |       |
|                                             |      | 3251 | 1957   | 5208  |                         |        | 2582  | 1828   | 4410  |                                         |      | 50   | 271    | 321   |
| <b>B Tech</b>                               |      |      |        |       |                         |        | 50    | 271    | 321   | <b>BA (Social Sciences)</b>             |      |      |        |       |
|                                             |      | 2797 | 1101   | 3898  |                         |        | 50    | 271    | 321   |                                         |      | 589  | 1888   | 2477  |
|                                             |      | 2797 | 1101   | 3898  | <b>BA (English)</b>     |        |       |        |       |                                         |      | 589  | 1888   | 2477  |
| <b>B Tech (Industrial Studies)</b>          |      |      |        |       |                         |        | 589   | 1888   | 2477  | <b>BMgt</b>                             |      |      |        |       |
|                                             |      | 362  | 815    | 1177  |                         |        | 1413  | 2437   | 3850  |                                         |      | 1413 | 2437   | 3850  |
|                                             |      | 362  | 815    | 1177  |                         |        | 1413  | 2437   | 3850  | <b>BSE</b>                              |      |      |        |       |
| <b>BSE</b>                                  |      |      |        |       |                         |        | 92    | 41     | 133   |                                         |      | 92   | 41     | 133   |
|                                             |      | 92   | 41     | 133   | <i>Health Science</i>   |        |       |        |       |                                         |      | 92   | 41     | 133   |
|                                             |      | 92   | 41     | 133   |                         |        | 520   | 3466   | 3986  | <b>Health Science</b>                   |      |      |        |       |
|                                             |      | 520  | 3466   | 3986  |                         |        | 520   | 3466   | 3986  |                                         |      | 520  | 3466   | 3986  |

Table 03 - 01 (b) (Contd.)

**DETAILED UNDERGRADUATES ENROLMENT OF HIGHER EDUCATIONAL INSTITUTIONS 2018 - OTHER INTAKE**  
(Universities and HEIs established under the Universities Act)

| INTAKE                                         | YEAR | MALE | FEMALE | TOTAL | INTAKE                            | YEAR | MALE | FEMALE | TOTAL | INTAKE                        | YEAR | MALE | FEMALE | TOTAL |
|------------------------------------------------|------|------|--------|-------|-----------------------------------|------|------|--------|-------|-------------------------------|------|------|--------|-------|
| <b>Institute of Human Resource Advancement</b> |      |      |        |       | <b>Foreign Qualification</b>      |      |      |        |       | <b>Allied Health Sciences</b> |      |      |        |       |
|                                                |      | 384  | 277    | 661   |                                   |      | 182  | 148    | 330   |                               |      | 2    | 4      | 6     |
| <i>Institute of Human Resource Advancement</i> |      |      |        |       | <i>Faculty/Academic programme</i> |      |      |        |       |                               |      |      |        |       |
|                                                |      | 384  | 277    | 661   |                                   |      | 182  | 148    | 330   |                               |      | 2    | 4      | 6     |
| <b>BLE</b>                                     |      |      |        |       | <b>Arts</b>                       |      |      |        |       | <b>Agriculture</b>            |      |      |        |       |
|                                                |      | 384  | 277    | 661   |                                   |      | 60   | 6      | 66    |                               |      | 2    | 1      | 3     |
|                                                | 1    | 111  | 110    | 221   |                                   |      | 60   | 6      | 66    |                               |      | 2    | 1      | 3     |
|                                                | 2    | 187  | 97     | 284   | <b>Management</b>                 |      |      |        |       |                               |      |      |        |       |
|                                                | 3    | 86   | 70     | 156   |                                   |      | 5    | 6      | 11    |                               |      |      |        |       |
|                                                |      |      |        |       |                                   |      |      |        |       |                               |      |      |        |       |
|                                                |      |      |        |       | <b>Science</b>                    |      |      |        |       |                               |      |      |        |       |
|                                                |      |      |        |       |                                   |      |      |        |       |                               |      |      |        |       |
|                                                |      |      |        |       |                                   |      |      |        |       |                               |      |      |        |       |
|                                                |      |      |        |       | <b>Medicine</b>                   |      |      |        |       |                               |      |      |        |       |
|                                                |      |      |        |       |                                   |      |      |        |       |                               |      |      |        |       |
|                                                |      |      |        |       |                                   |      |      |        |       |                               |      |      |        |       |
|                                                |      |      |        |       | <b>Engineering</b>                |      |      |        |       |                               |      |      |        |       |
|                                                |      |      |        |       |                                   |      |      |        |       |                               |      |      |        |       |
|                                                |      |      |        |       |                                   |      |      |        |       |                               |      |      |        |       |
|                                                |      |      |        |       | <b>Architecture</b>               |      |      |        |       |                               |      |      |        |       |
|                                                |      |      |        |       |                                   |      |      |        |       |                               |      |      |        |       |
|                                                |      |      |        |       |                                   |      |      |        |       |                               |      |      |        |       |
|                                                |      |      |        |       | <b>Computer Science</b>           |      |      |        |       |                               |      |      |        |       |
|                                                |      |      |        |       |                                   |      |      |        |       |                               |      |      |        |       |
|                                                |      |      |        |       |                                   |      |      |        |       |                               |      |      |        |       |
|                                                |      |      |        |       | <b>Law</b>                        |      |      |        |       |                               |      |      |        |       |
|                                                |      |      |        |       |                                   |      |      |        |       |                               |      |      |        |       |
|                                                |      |      |        |       |                                   |      |      |        |       |                               |      |      |        |       |



Table 03 - 01 (b) (Contd.)

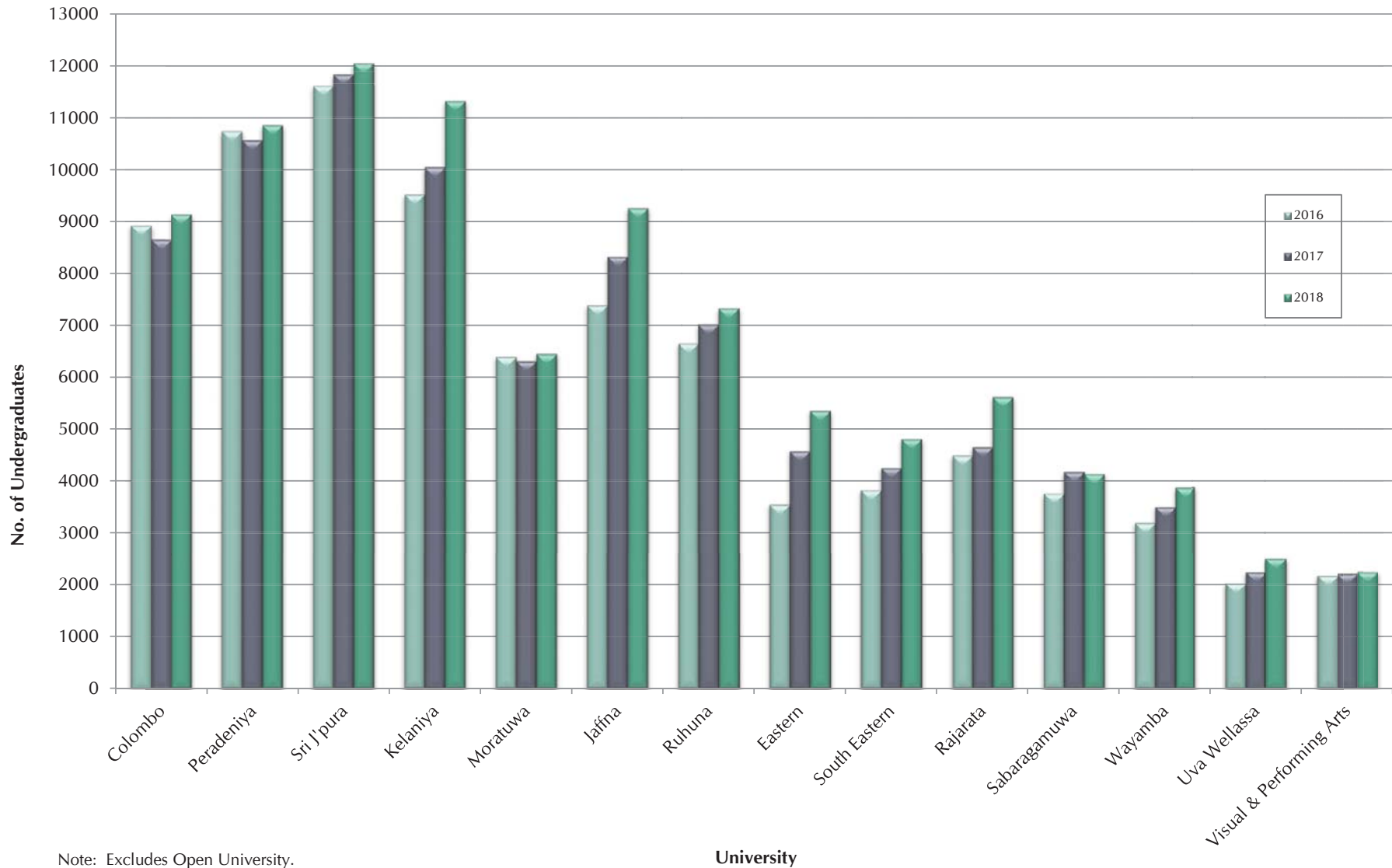
**DETAILED UNDERGRADUATES ENROLMENT OF HIGHER EDUCATIONAL INSTITUTIONS 2018 - OTHER INTAKE**  
(Universities and HEIs established under the Universities Act)

| INTAKE                            | YEAR | MALE | FEMALE | TOTAL | INTAKE | YEAR | MALE | FEMALE | TOTAL | INTAKE | YEAR | MALE | FEMALE | TOTAL |
|-----------------------------------|------|------|--------|-------|--------|------|------|--------|-------|--------|------|------|--------|-------|
| <b>Lateral Entry</b>              |      |      |        |       |        |      |      |        |       |        |      |      |        |       |
|                                   |      | 70   | 43     | 113   |        |      |      |        |       |        |      |      |        |       |
| <i>Faculty/Academic programme</i> |      |      |        |       |        |      |      |        |       |        |      |      |        |       |
|                                   |      | 70   | 43     | 113   |        |      |      |        |       |        |      |      |        |       |
| <b>Allied Health Sciences</b>     |      |      |        |       |        |      |      |        |       |        |      |      |        |       |
|                                   |      | 34   | 29     | 63    |        |      |      |        |       |        |      |      |        |       |
|                                   |      | 34   | 29     | 63    |        |      |      |        |       |        |      |      |        |       |
| <b>Agriculture</b>                |      |      |        |       |        |      |      |        |       |        |      |      |        |       |
|                                   |      | 36   | 14     | 50    |        |      |      |        |       |        |      |      |        |       |
|                                   |      | 36   | 14     | 50    |        |      |      |        |       |        |      |      |        |       |

Chart - 07

### UNDERGRADUATE ENROLMENT BY UNIVERSITY : 2016 - 2018

(Universities and HEIs established under the Universities Act)

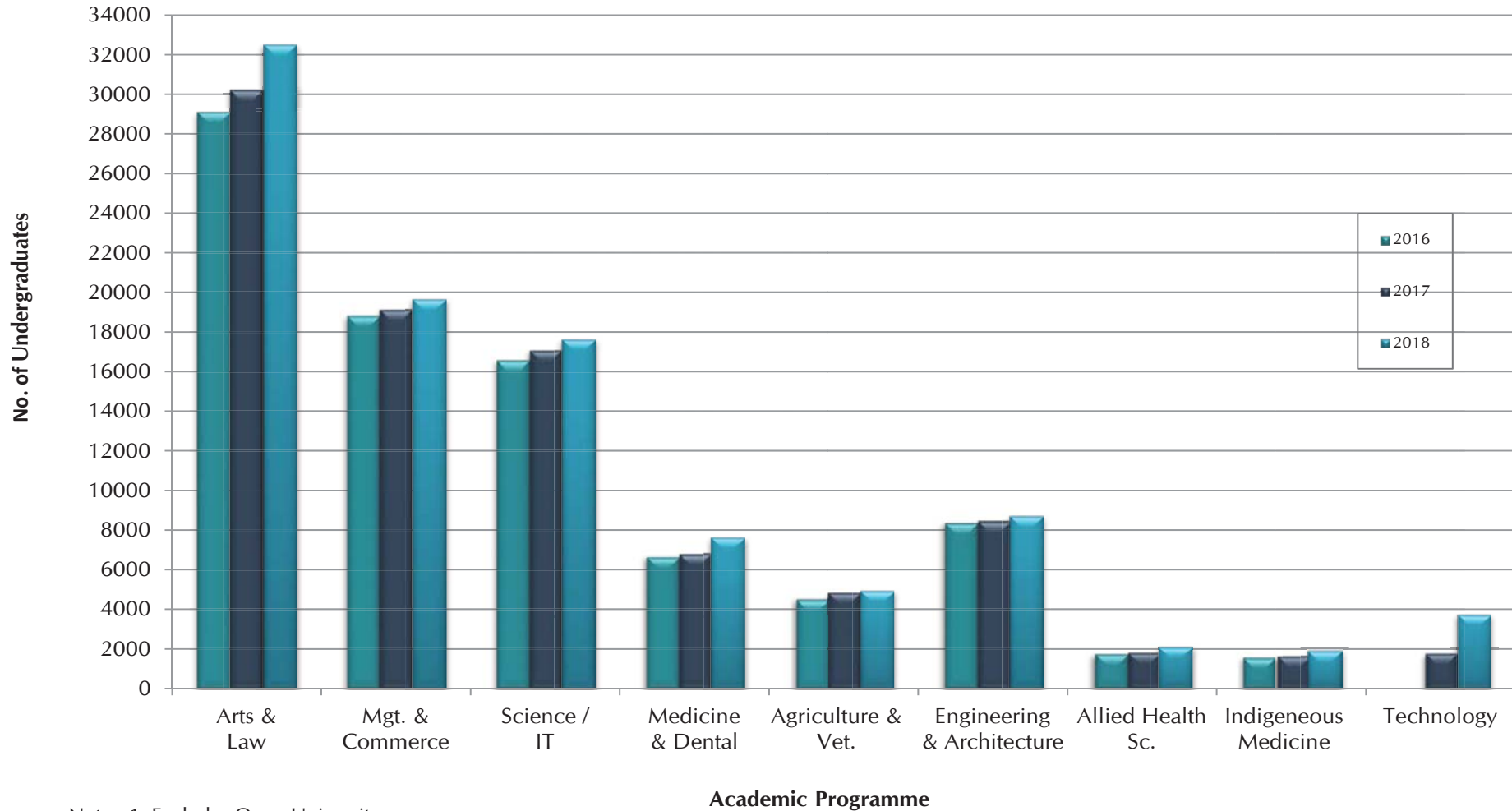


Note: Excludes Open University.

Chart - 08

## UNDERGRADUATE ENROLMENT BY ACADEMIC PROGRAMME : 2016 - 2018

(Universities and HEIs established under the Universities Act)



Note : 1. Excludes Open University.  
 2. Technology programmes were commenced in 2017.

Table 03 - 02

**UNDERGRADUATE ENROLMENT BY ACADEMIC PROGRAMME AND HIGHER EDUCATIONAL INSTITUTION : 2016 - 2018**  
(Universities and HEIs established under the Universities Act)

| University/HEI <sup>(1)</sup>        | Year | Faculty/Academic Programme |                       |      |          |                |                    |             |             |                                   |                  |                        |         |                     |            |              |
|--------------------------------------|------|----------------------------|-----------------------|------|----------|----------------|--------------------|-------------|-------------|-----------------------------------|------------------|------------------------|---------|---------------------|------------|--------------|
|                                      |      | Arts                       | Management & Commerce | Law  | Medicine | Dental Science | Veterinary Science | Agriculture | Engineering | Architecture & Quantity Surveying | Computer Science | Allied Health Sciences | Science | Indigenous Medicine | Technology | Total        |
| University of Colombo <sup>(2)</sup> | 2016 | 3274                       | 1783                  | 1065 | 1009     |                |                    |             |             |                                   |                  | 124                    | 1679    |                     |            | <b>8934</b>  |
|                                      | 2017 | 3194                       | 1689                  | 1009 | 1008     |                |                    |             |             |                                   |                  | 118                    | 1640    |                     |            | <b>8658</b>  |
|                                      | 2018 | 3136                       | 1798                  | 1002 | 1204     |                |                    |             |             |                                   |                  | 220                    | 1612    |                     | 175        | <b>9147</b>  |
| University of Peradeniya             | 2016 | 3354                       | 519                   | 225  | 1075     | 341            | 321                | 843         | 1715        |                                   | 254              | 644                    | 1448    |                     |            | <b>10739</b> |
|                                      | 2017 | 3249                       | 583                   | 207  | 1090     | 316            | 308                | 898         | 1652        |                                   | 220              | 621                    | 1417    |                     |            | <b>10561</b> |
|                                      | 2018 | 3190                       | 595                   | 207  | 1296     | 316            | 296                | 938         | 1661        |                                   | 204              | 655                    | 1496    |                     |            | <b>10854</b> |
| University of Sri Jayewardenepura    | 2016 | 3323                       | 4805                  |      | 793      |                |                    |             |             |                                   | 244              | 278                    | 2171    |                     |            | <b>11614</b> |
|                                      | 2017 | 3296                       | 4673                  |      | 795      |                |                    |             | 121         |                                   | 263              | 279                    | 2093    |                     | 321        | <b>11841</b> |
|                                      | 2018 | 3341                       | 4581                  |      | 771      |                |                    |             | 241         |                                   | 190              | 286                    | 2000    |                     | 642        | <b>12052</b> |
| University of Kelaniya               | 2016 | 4701                       | 2100                  |      | 871      |                |                    |             |             |                                   | 281              | 197                    | 1376    |                     |            | <b>9526</b>  |
|                                      | 2017 | 4917                       | 2149                  |      | 870      |                |                    |             |             |                                   | 373              | 198                    | 1387    |                     | 160        | <b>10054</b> |
|                                      | 2018 | 5449                       | 2330                  |      | 1068     |                |                    |             |             |                                   | 488              | 174                    | 1504    |                     | 321        | <b>11334</b> |
| University of Moratuwa               | 2016 |                            |                       |      |          |                |                    |             | 3727        | 1568                              | 1116             |                        |         |                     |            | <b>6411</b>  |
|                                      | 2017 |                            |                       |      |          |                |                    |             | 3665        | 1525                              | 1129             |                        |         |                     |            | <b>6319</b>  |
|                                      | 2018 |                            | 99                    |      |          |                |                    |             | 3693        | 1522                              | 1150             |                        |         |                     |            | <b>6464</b>  |
| University of Jaffna <sup>(2)</sup>  | 2016 | 2548                       | 1800                  | 203  | 651      |                |                    | 268         | 142         |                                   | 301              | 239                    | 1056    | 185                 |            | <b>7393</b>  |
|                                      | 2017 | 2705                       | 1913                  | 207  | 682      |                |                    | 336         | 223         |                                   | 312              | 254                    | 1214    | 196                 | 289        | <b>8331</b>  |
|                                      | 2018 | 3255                       | 1980                  | 199  | 673      |                |                    | 308         | 238         |                                   | 315              | 359                    | 1126    | 232                 | 581        | <b>9266</b>  |
| University of Ruhuna                 | 2016 | 1684                       | 1195                  |      | 791      |                |                    | 835         | 900         |                                   | 114              | 225                    | 925     |                     |            | <b>6669</b>  |
|                                      | 2017 | 1651                       | 1262                  |      | 830      |                |                    | 792         | 902         |                                   | 130              | 269                    | 1059    |                     | 135        | <b>7030</b>  |
|                                      | 2018 | 1632                       | 1200                  |      | 1014     |                |                    | 787         | 895         |                                   | 127              | 308                    | 1110    |                     | 261        | <b>7334</b>  |

Table 03 - 02 (Contd.)

**UNDERGRADUATE ENROLMENT BY ACADEMIC PROGRAMME AND HIGHER EDUCATIONAL INSTITUTION : 2016 - 2018**  
(Universities and HEIs established under the Universities Act)

| University/HEI <sup>(1)</sup>          | Year | Faculty/Academic Programme |                       |     |          |                |                    |             |             |                                   |                  |                        |         |                     |            | Total       |
|----------------------------------------|------|----------------------------|-----------------------|-----|----------|----------------|--------------------|-------------|-------------|-----------------------------------|------------------|------------------------|---------|---------------------|------------|-------------|
|                                        |      | Arts                       | Management & Commerce | Law | Medicine | Dental Science | Veterinary Science | Agriculture | Engineering | Architecture & Quantity Surveying | Computer Science | Allied Health Sciences | Science | Indigenous Medicine | Technology |             |
| Eastern University <sup>(2)</sup>      | 2016 | 1221                       | 981                   |     | 316      |                |                    | 271         |             |                                   | 21               | 81                     | 529     | 154                 |            | <b>3574</b> |
|                                        | 2017 | 2086                       | 987                   |     | 343      |                |                    | 299         |             |                                   | 60               | 91                     | 480     | 164                 | 86         | <b>4596</b> |
|                                        | 2018 | 2599                       | 982                   |     | 409      |                |                    | 275         |             |                                   | 106              | 109                    | 567     | 181                 | 144        | <b>5372</b> |
| South Eastern University               | 2016 | 1903                       | 755                   |     |          |                |                    |             | 377         |                                   | 289              |                        | 528     |                     |            | <b>3852</b> |
|                                        | 2017 | 1994                       | 826                   |     |          |                |                    |             | 382         |                                   | 312              |                        | 598     |                     | 158        | <b>4270</b> |
|                                        | 2018 | 2200                       | 884                   |     |          |                |                    |             | 470         |                                   | 322              |                        | 638     |                     | 308        | <b>4822</b> |
| Rajarata University                    | 2016 | 1206                       | 1433                  |     | 911      |                |                    | 385         |             |                                   | 226              |                        | 348     |                     |            | <b>4509</b> |
|                                        | 2017 | 1132                       | 1437                  |     | 913      |                |                    | 431         |             |                                   | 223              |                        | 301     |                     | 238        | <b>4675</b> |
|                                        | 2018 | 1512                       | 1516                  |     | 905      |                |                    | 483         |             |                                   | 221              |                        | 488     |                     | 508        | <b>5633</b> |
| Sabaragamuwa University                | 2016 | 958                        | 1304                  |     |          |                |                    | 312         |             |                                   | 257              |                        | 958     |                     |            | <b>3789</b> |
|                                        | 2017 | 1114                       | 1386                  |     |          |                |                    | 342         |             |                                   | 315              |                        | 1037    |                     |            | <b>4194</b> |
|                                        | 2018 | 1091                       | 1362                  |     |          |                |                    | 401         |             |                                   | 295              |                        | 1005    |                     |            | <b>4154</b> |
| Wayamba University                     | 2016 |                            | 1739                  |     |          |                |                    | 544         |             |                                   |                  |                        | 934     |                     |            | <b>3217</b> |
|                                        | 2017 |                            | 1770                  |     |          |                |                    | 579         |             |                                   |                  |                        | 933     |                     | 245        | <b>3527</b> |
|                                        | 2018 |                            | 1834                  |     |          |                |                    | 611         |             |                                   |                  |                        | 992     |                     | 460        | <b>3897</b> |
| Uva Wellassa University                | 2016 |                            | 446                   |     |          |                |                    | 795         |             |                                   | 428              |                        | 366     |                     |            | <b>2035</b> |
|                                        | 2017 |                            | 476                   |     |          |                |                    | 813         |             |                                   | 441              |                        | 358     |                     | 166        | <b>2254</b> |
|                                        | 2018 |                            | 500                   |     |          |                |                    | 838         |             |                                   | 468              |                        | 363     |                     | 337        | <b>2506</b> |
| University of Visual & Performing Arts | 2016 | 2189                       |                       |     |          |                |                    |             |             |                                   |                  |                        |         |                     |            | <b>2189</b> |
|                                        | 2017 | 2217                       |                       |     |          |                |                    |             |             |                                   |                  |                        |         |                     |            | <b>2217</b> |
|                                        | 2018 | 2257                       |                       |     |          |                |                    |             |             |                                   |                  |                        |         |                     |            | <b>2257</b> |

Table 03 - 02 (Contd.)

**UNDERGRADUATE ENROLMENT BY ACADEMIC PROGRAMME AND HIGHER EDUCATIONAL INSTITUTION : 2016 - 2018**  
(Universities and HEIs established under the Universities Act)

| University/HEI <sup>(1)</sup>                   | Year | Faculty/Academic Programme |                       |      |          |                |                    |             |             |                                   |                  |                        |         |                     |            | Total |              |
|-------------------------------------------------|------|----------------------------|-----------------------|------|----------|----------------|--------------------|-------------|-------------|-----------------------------------|------------------|------------------------|---------|---------------------|------------|-------|--------------|
|                                                 |      | Arts                       | Management & Commerce | Law  | Medicine | Dental Science | Veterinary Science | Agriculture | Engineering | Architecture & Quantity Surveying | Computer Science | Allied Health Sciences | Science | Indigenous Medicine | Technology |       |              |
| Institute of Indigenous Medicine                | 2016 |                            |                       |      |          |                |                    |             |             |                                   |                  |                        |         |                     | 878        |       | <b>878</b>   |
|                                                 | 2017 |                            |                       |      |          |                |                    |             |             |                                   |                  |                        |         |                     | 916        |       | <b>916</b>   |
|                                                 | 2018 |                            |                       |      |          |                |                    |             |             |                                   |                  |                        |         |                     | 1119       |       | <b>1119</b>  |
| Gampaha Wickremarachchi Ayurveda Institute      | 2016 |                            |                       |      |          |                |                    |             |             |                                   |                  |                        |         |                     | 389        |       | <b>389</b>   |
|                                                 | 2017 |                            |                       |      |          |                |                    |             |             |                                   |                  |                        |         |                     | 392        |       | <b>392</b>   |
|                                                 | 2018 |                            |                       |      |          |                |                    |             |             |                                   |                  |                        |         |                     | 397        |       | <b>397</b>   |
| Insitute of Human Resource Advancement          | 2016 | 511                        |                       |      |          |                |                    |             |             |                                   |                  |                        |         |                     |            |       | <b>511</b>   |
|                                                 | 2017 | 489                        |                       |      |          |                |                    |             |             |                                   |                  |                        |         |                     |            |       | <b>489</b>   |
|                                                 | 2018 | 661                        |                       |      |          |                |                    |             |             |                                   |                  |                        |         |                     |            |       | <b>661</b>   |
| University of Colombo School of Computing       | 2016 |                            |                       |      |          |                |                    |             |             |                                   | 767              |                        |         |                     |            |       | <b>767</b>   |
|                                                 | 2017 |                            |                       |      |          |                |                    |             |             |                                   | 810              |                        |         |                     |            |       | <b>810</b>   |
|                                                 | 2018 |                            |                       |      |          |                |                    |             |             |                                   | 857              |                        |         |                     |            |       | <b>857</b>   |
| Swamy Vipulananda Institue Of Aesthetic Studies | 2016 | 745                        |                       |      |          |                |                    |             |             |                                   |                  |                        |         |                     |            |       | <b>745</b>   |
|                                                 | 2017 | 771                        |                       |      |          |                |                    |             |             |                                   |                  |                        |         |                     |            |       | <b>771</b>   |
|                                                 | 2018 | 793                        |                       |      |          |                |                    |             |             |                                   |                  |                        |         |                     |            |       | <b>793</b>   |
| Total <sup>(3)</sup>                            | 2016 | 27617                      | 18860                 | 1493 | 6417     | 341            | 321                | 4253        | 6861        | 1568                              | 4298             | 1788                   | 12318   | 1606                |            |       | <b>87741</b> |
|                                                 | 2017 | 28815                      | 19151                 | 1423 | 6531     | 316            | 308                | 4490        | 6945        | 1525                              | 4588             | 1830                   | 12517   | 1668                | 1798       |       | <b>91905</b> |
|                                                 | 2018 | 31116                      | 19661                 | 1408 | 7340     | 316            | 296                | 4641        | 7198        | 1522                              | 4743             | 2111                   | 12901   | 1929                | 3737       |       | <b>98919</b> |

**Notes:**

(1) Excluding Open University as it shows separately under Table 03 - 04

(2) University of Colombo includes Sripalee Campus while University of Jaffna includes Vavuniya Campus and Eastern University includes Trincomalee Campus too.

(3) This includes 1452 backlog students

Chart - 09

### POSTGRADUATE ENROLMENT BY ACADEMIC PROGRAMME AND SEX - 2018

(Universities and HEIs established under the Universities Act)

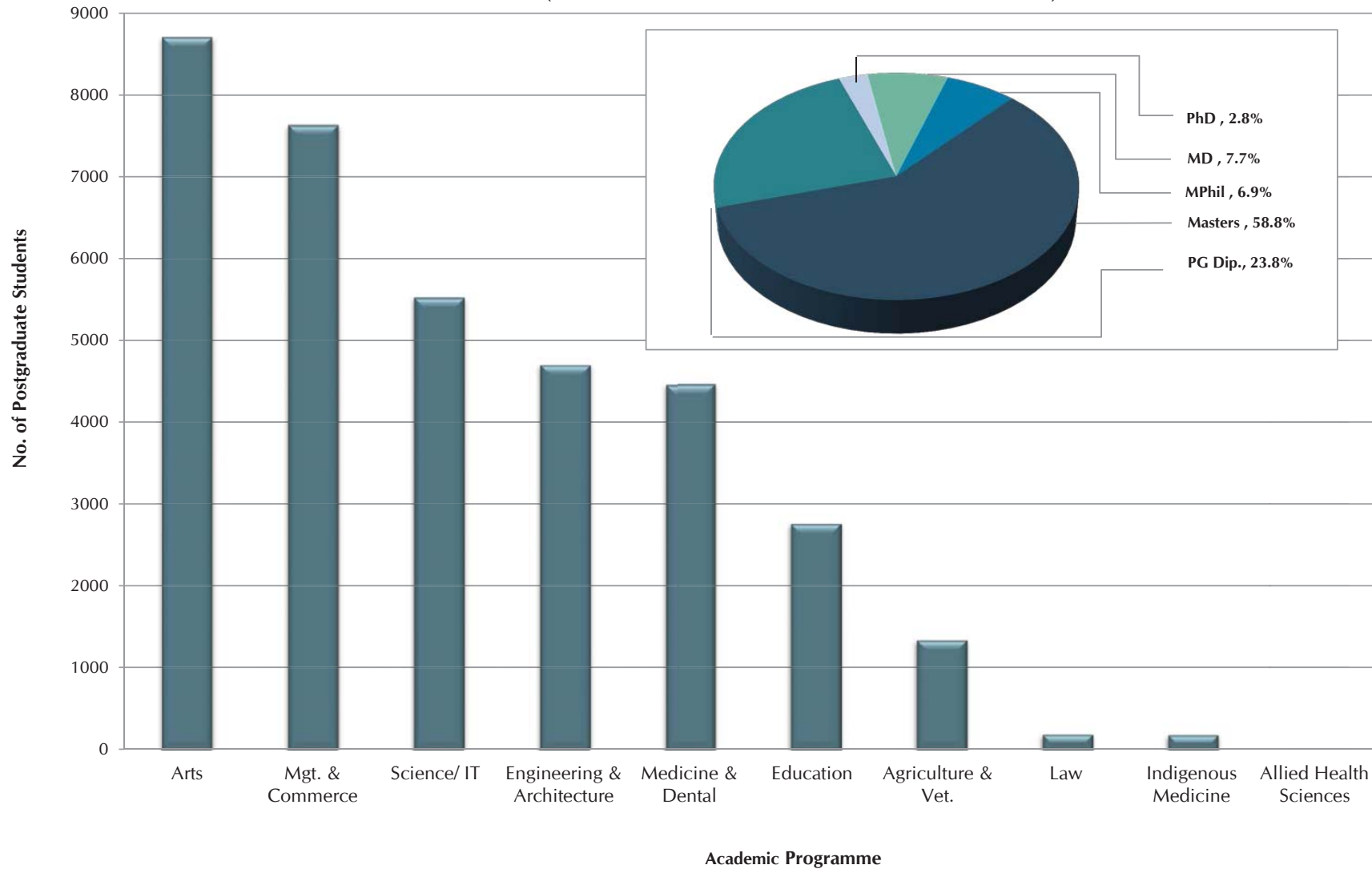


Table 03 - 03(a)

**POSTGRADUATE STUDENT ENROLMENT OF HIGHER EDUCATIONAL INSTITUTIONS BY ACADEMIC PROGRAMME - 2018**  
**- Local Students -**  
**(Universities and HEIs established under the Universities Act)**

| Faculty/AC.<br>Programme         | University/ HEI <sup>(1)</sup><br>& Degree | Arts |                    | Education |      | Management & Commerce |      | Law |     | Science/IT |     | Medicine and Dental Science |     | Veterinary Medicine |    | Indigenous Medicine |   | Allied Health Sciences |   | Agriculture |   | Engineering |     | Architecture |   | Total |      |
|----------------------------------|--------------------------------------------|------|--------------------|-----------|------|-----------------------|------|-----|-----|------------|-----|-----------------------------|-----|---------------------|----|---------------------|---|------------------------|---|-------------|---|-------------|-----|--------------|---|-------|------|
|                                  |                                            | F    | T                  | F         | T    | F                     | T    | F   | T   | F          | T   | F                           | T   | F                   | T  | F                   | T | F                      | T | F           | T | F           | T   | F            | T | F     | T    |
|                                  |                                            |      |                    |           |      |                       |      |     |     |            |     |                             |     |                     |    |                     |   |                        |   |             |   |             |     |              |   |       |      |
| University of Colombo            | PG Dip.                                    | 142  | 364                | 919       | 1183 | 192                   | 482  |     |     | 20         | 89  | 50                          | 103 |                     |    |                     |   |                        |   |             |   |             |     |              |   | 1323  | 2221 |
|                                  | Masters                                    | 905  | 1671               | 126       | 167  | 699                   | 1616 | 91  | 166 | 375        | 690 | 36                          | 132 |                     |    |                     |   |                        |   |             |   |             |     |              |   | 2232  | 4442 |
|                                  | MPhil                                      | 178  | 396 <sup>(2)</sup> | 64        | 91   | 8                     | 27   | 5   | 8   | 62         | 134 | 8                           | 9   |                     |    |                     |   |                        |   |             |   |             |     |              |   | 325   | 665  |
|                                  | PhD                                        | 5    | 7                  | 21        | 33   |                       |      | 3   | 9   | 25         | 49  | 2                           | 2   |                     |    |                     |   |                        |   |             |   |             |     |              |   | 56    | 100  |
|                                  | Total                                      | 1230 | 2438               | 1130      | 1474 | 899                   | 2125 | 99  | 183 | 482        | 962 | 96                          | 246 |                     |    |                     |   |                        |   |             |   |             |     |              |   | 3936  | 7428 |
| University of Peradeniya         | PG Dip.                                    |      |                    |           |      |                       |      |     |     |            |     |                             |     |                     |    |                     |   |                        |   |             |   |             | 9   | 93           |   | 9     | 93   |
|                                  | Masters                                    |      |                    |           |      |                       |      |     |     |            |     |                             |     | 15                  | 38 |                     |   |                        |   |             |   |             | 308 | 1304         |   | 323   | 1342 |
|                                  | MPhil                                      |      |                    |           |      |                       |      |     |     |            | 26  | 38                          | 24  | 36                  |    |                     |   |                        |   |             |   |             | 16  | 42           |   | 66    | 116  |
|                                  | PhD                                        |      |                    |           |      |                       |      |     |     |            | 13  | 18                          | 5   | 10                  |    |                     |   |                        |   |             |   |             | 8   | 16           |   | 26    | 44   |
|                                  | Total                                      |      |                    |           |      |                       |      |     |     |            |     | 39                          | 56  | 44                  | 84 |                     |   |                        |   |             |   |             | 341 | 1455         |   | 424   | 1595 |
| University of Sri Jaywardenepura | PG Dip.                                    | 40   | 105                |           |      | 37                    | 94   |     |     |            |     |                             |     |                     |    |                     |   |                        |   |             |   |             |     |              |   | 77    | 199  |
|                                  | Masters                                    | 19   | 58                 |           |      | 428                   | 903  |     |     | 241        | 512 |                             |     |                     |    |                     |   |                        |   |             |   |             |     |              |   | 688   | 1473 |
|                                  | MPhil                                      | 24   | 56                 |           |      |                       |      |     |     | 62         | 87  | 13                          | 19  |                     |    |                     |   | 1                      | 1 |             |   |             |     |              |   | 100   | 163  |
|                                  | PhD                                        | 7    | 22                 |           |      | 28                    | 67   |     |     | 35         | 47  | 12                          | 16  |                     |    |                     |   |                        |   |             |   |             |     |              |   | 82    | 152  |
|                                  | Total                                      | 90   | 241                |           |      | 493                   | 1064 |     |     | 338        | 646 | 25                          | 35  |                     |    |                     |   | 1                      | 1 |             |   |             |     |              |   | 947   | 1987 |
| University of Kelaniya           | PG Dip.                                    |      |                    |           |      | 6                     | 31   |     |     |            |     |                             |     |                     |    |                     |   |                        |   |             |   |             |     |              |   | 6     | 31   |
|                                  | Masters                                    | 1025 | 1612               |           |      | 301                   | 599  |     |     | 125        | 194 | 24                          | 30  |                     |    |                     |   |                        |   |             |   |             |     |              |   | 1475  | 2435 |
|                                  | MPhil                                      | 23   | 47                 |           |      | 1                     | 2    |     |     | 12         | 18  | 3                           | 3   |                     |    |                     |   |                        |   |             |   |             |     |              |   | 39    | 70   |
|                                  | PhD                                        | 12   | 26                 |           |      | 7                     | 59   |     |     | 1          | 4   | 3                           | 6   |                     |    |                     |   |                        |   |             |   |             |     |              |   | 23    | 95   |
|                                  | Total                                      | 1060 | 1685               |           |      | 315                   | 691  |     |     | 138        | 216 | 30                          | 39  |                     |    |                     |   |                        |   |             |   |             |     |              |   | 1543  | 2631 |



Table 03 - 03(a) (Contd.)

**POSTGRADUATE STUDENT ENROLMENT OF HIGHER EDUCATIONAL INSTITUTIONS BY ACADEMIC PROGRAMME - 2018**  
**- Local Students -**  
**(Universities and HEIs established under the Universities Act)**

| Faculty/AC.<br>Programme  | Arts                                       |     | Education |    | Management &<br>Commerce |    | Law |   | Science/IT |     | Medicine and<br>Dental Science |    | Veterinary<br>Medicine |   | Indigenous<br>Medicine |   | Allied Health<br>Sciences |   | Agriculture |    | Engineering |      | Architecture |     | Total |     |      |
|---------------------------|--------------------------------------------|-----|-----------|----|--------------------------|----|-----|---|------------|-----|--------------------------------|----|------------------------|---|------------------------|---|---------------------------|---|-------------|----|-------------|------|--------------|-----|-------|-----|------|
|                           |                                            |     |           |    |                          |    |     |   |            |     |                                |    |                        |   |                        |   |                           |   |             |    |             |      |              |     | F     | T   |      |
|                           | University/ HEI <sup>(1)</sup><br>& Degree | F   | T         | F  | T                        | F  | T   | F | T          | F   | T                              | F  | T                      | F | T                      | F | T                         | F | T           | F  | T           | F    | T            | F   | T     | F   | T    |
| University of<br>Moratuwa | PG Dip.                                    |     |           |    |                          |    |     |   | 57         | 200 |                                |    |                        |   |                        |   |                           |   |             |    |             |      |              |     |       | 57  | 200  |
|                           | Masters                                    |     |           |    |                          |    |     |   | 58         | 229 |                                |    |                        |   |                        |   |                           |   |             |    | 520         | 2370 | 183          | 579 |       | 761 | 3178 |
|                           | MPhil                                      |     |           |    |                          |    |     |   | 2          | 6   |                                |    |                        |   |                        |   |                           |   |             |    | 45          | 121  | 7            | 9   |       | 54  | 136  |
|                           | PhD                                        |     |           |    |                          |    |     |   |            | 1   |                                |    |                        |   |                        |   |                           |   |             |    | 26          | 75   | 5            | 12  |       | 31  | 88   |
|                           | Total                                      |     |           |    |                          |    |     |   | 117        | 436 |                                |    |                        |   |                        |   |                           |   |             |    | 591         | 2566 | 195          | 600 |       | 903 | 3602 |
| University of Jaffna      | PG Dip.                                    | 24  | 53        |    |                          |    |     |   |            |     |                                |    |                        |   |                        |   |                           |   |             |    |             |      |              |     |       | 24  | 53   |
|                           | Masters                                    | 47  | 93        | 88 | 254                      |    |     |   | 8          | 28  |                                |    |                        |   |                        |   |                           |   |             |    |             |      |              |     |       | 143 | 375  |
|                           | MPhil                                      | 43  | 97        | 6  | 17                       | 7  | 15  |   | 17         | 27  |                                |    |                        | 3 | 4                      |   |                           |   |             |    |             | 1    |              |     |       | 76  | 161  |
|                           | PhD                                        | 5   | 14        | 1  | 4                        | 9  | 13  |   | 1          | 2   |                                |    |                        | 1 | 2                      |   |                           |   |             |    |             | 1    |              |     |       | 17  | 36   |
|                           | Total                                      | 119 | 257       | 95 | 275                      | 16 | 28  |   | 26         | 57  |                                |    |                        | 4 | 6                      |   |                           |   |             |    |             | 2    |              |     |       | 260 | 625  |
| University of Ruhuna      | PG Dip.                                    |     |           |    |                          |    |     |   |            |     |                                |    |                        |   |                        |   |                           |   |             |    |             |      |              |     |       |     |      |
|                           | Masters                                    | 237 | 386       |    |                          | 53 | 102 |   |            |     |                                |    |                        |   |                        |   |                           |   | 19          | 45 | 30          | 55   |              |     |       | 339 | 588  |
|                           | MPhil                                      | 6   | 14        |    |                          |    |     |   | 20         | 29  | 11                             | 14 |                        |   |                        |   |                           |   | 21          | 33 | 10          | 17   |              |     |       | 68  | 107  |
|                           | PhD                                        | 4   | 20        |    |                          | 2  |     |   | 4          | 7   | 3                              | 5  |                        |   |                        |   |                           |   | 8           | 13 |             | 2    |              |     |       | 19  | 49   |
|                           | Total                                      | 247 | 420       |    |                          | 53 | 104 |   | 24         | 36  | 14                             | 19 |                        |   |                        |   |                           |   | 48          | 91 | 40          | 74   |              |     |       | 426 | 744  |
| Eastern University        | PG Dip.                                    |     |           |    |                          |    |     |   |            |     |                                |    |                        |   |                        |   |                           |   |             |    |             |      |              |     |       |     |      |
|                           | Masters                                    | 12  | 50        | 16 | 54                       | 11 | 57  |   | 2          | 15  |                                |    |                        |   |                        |   |                           |   |             |    |             |      |              |     |       | 41  | 176  |
|                           | MPhil                                      |     | 1         |    |                          |    |     |   |            |     |                                |    |                        |   |                        |   |                           |   |             |    |             |      |              |     |       |     | 1    |
|                           | PhD                                        |     |           |    |                          |    |     |   |            |     |                                |    |                        |   |                        |   |                           |   |             |    |             |      |              |     |       |     |      |
|                           | Total                                      | 12  | 51        | 16 | 54                       | 11 | 57  |   | 2          | 15  |                                |    |                        |   |                        |   |                           |   |             |    |             |      |              |     |       | 41  | 177  |

Table 03 - 03(a) (Contd.)

**POSTGRADUATE STUDENT ENROLMENT OF HIGHER EDUCATIONAL INSTITUTIONS BY ACADEMIC PROGRAMME - 2018**  
**- Local Students -**  
**(Universities and HEIs established under the Universities Act)**

| Faculty/AC.<br>Programme    | Arts    |    | Education |     | Management &<br>Commerce |     | Law |  | Science/IT |    | Medicine and<br>Dental Science |    | Veterinary<br>Medicine |  | Indigenous<br>Medicine |  | Allied Health<br>Sciences |    | Agriculture |  | Engineering |  | Architecture |  | Total |     |     |   |   |   |   |   |   |   |   |   |   |   |
|-----------------------------|---------|----|-----------|-----|--------------------------|-----|-----|--|------------|----|--------------------------------|----|------------------------|--|------------------------|--|---------------------------|----|-------------|--|-------------|--|--------------|--|-------|-----|-----|---|---|---|---|---|---|---|---|---|---|---|
|                             |         |    |           |     |                          |     |     |  |            |    |                                |    |                        |  |                        |  |                           |    |             |  |             |  |              |  | F     | T   | F   | T | F | T | F | T | F | T | F | T | F | T |
|                             |         |    |           |     |                          |     |     |  |            |    |                                |    |                        |  |                        |  |                           |    |             |  |             |  |              |  | F     | T   | F   | T | F | T | F | T | F | T | F | T | F | T |
| South Eastern<br>University | PG Dip. | 1  | 5         |     |                          | 1   | 9   |  |            |    |                                |    |                        |  |                        |  |                           |    |             |  |             |  |              |  | 2     | 14  |     |   |   |   |   |   |   |   |   |   |   |   |
|                             | Masters | 4  | 11        |     |                          | 49  | 272 |  |            |    |                                |    |                        |  |                        |  |                           |    |             |  |             |  |              |  |       | 53  | 283 |   |   |   |   |   |   |   |   |   |   |   |
|                             | MPhil   | 8  | 44        |     |                          |     |     |  |            |    |                                |    |                        |  |                        |  |                           |    |             |  |             |  |              |  |       | 8   | 44  |   |   |   |   |   |   |   |   |   |   |   |
|                             | PhD     |    |           |     |                          |     |     |  |            |    |                                |    |                        |  |                        |  |                           |    |             |  |             |  |              |  |       |     |     |   |   |   |   |   |   |   |   |   |   |   |
|                             | Total   | 13 | 60        |     |                          | 50  | 281 |  |            |    |                                |    |                        |  |                        |  |                           |    |             |  |             |  |              |  |       | 63  | 341 |   |   |   |   |   |   |   |   |   |   |   |
| Rajarata<br>University      | PG Dip. |    |           | 142 | 178                      | 169 | 300 |  |            |    |                                |    |                        |  |                        |  |                           |    |             |  |             |  |              |  |       | 311 | 478 |   |   |   |   |   |   |   |   |   |   |   |
|                             | Masters |    |           |     |                          | 77  | 235 |  |            |    |                                |    |                        |  |                        |  |                           |    |             |  |             |  |              |  |       | 77  | 235 |   |   |   |   |   |   |   |   |   |   |   |
|                             | MPhil   |    |           |     |                          |     |     |  | 9          | 16 | 4                              | 11 |                        |  |                        |  |                           |    |             |  |             |  |              |  |       | 13  | 27  |   |   |   |   |   |   |   |   |   |   |   |
|                             | PhD     |    |           |     |                          |     |     |  | 1          | 2  | 2                              | 5  |                        |  |                        |  |                           |    |             |  |             |  |              |  |       | 3   | 7   |   |   |   |   |   |   |   |   |   |   |   |
|                             | Total   |    |           | 142 | 178                      | 246 | 535 |  | 10         | 18 | 6                              | 16 |                        |  |                        |  |                           |    |             |  |             |  |              |  |       | 404 | 747 |   |   |   |   |   |   |   |   |   |   |   |
| Sabaragamuwa<br>University  | PG Dip. |    |           |     |                          | 4   | 10  |  |            |    |                                |    |                        |  |                        |  |                           |    |             |  |             |  |              |  |       | 4   | 10  |   |   |   |   |   |   |   |   |   |   |   |
|                             | Masters |    |           |     |                          | 70  | 144 |  | 10         | 67 |                                |    |                        |  |                        |  |                           |    |             |  |             |  |              |  |       | 80  | 211 |   |   |   |   |   |   |   |   |   |   |   |
|                             | MPhil   |    |           |     |                          |     |     |  | 5          | 8  |                                |    |                        |  |                        |  |                           | 2  |             |  |             |  |              |  |       | 5   | 10  |   |   |   |   |   |   |   |   |   |   |   |
|                             | PhD     | 1  | 4         |     |                          |     | 3   |  |            |    |                                |    |                        |  |                        |  |                           |    |             |  |             |  |              |  |       | 1   | 7   |   |   |   |   |   |   |   |   |   |   |   |
|                             | Total   | 1  | 4         |     |                          | 74  | 157 |  | 15         | 75 |                                |    |                        |  |                        |  |                           | 2  |             |  |             |  |              |  |       | 90  | 238 |   |   |   |   |   |   |   |   |   |   |   |
| Wayamba<br>University       | PG Dip. |    |           |     |                          | 46  | 148 |  |            |    |                                |    |                        |  |                        |  |                           |    |             |  |             |  |              |  |       | 46  | 148 |   |   |   |   |   |   |   |   |   |   |   |
|                             | Masters |    |           |     |                          | 74  | 243 |  |            |    |                                |    |                        |  |                        |  |                           |    |             |  |             |  |              |  |       | 74  | 243 |   |   |   |   |   |   |   |   |   |   |   |
|                             | MPhil   |    |           |     |                          |     |     |  | 6          | 12 |                                |    |                        |  |                        |  |                           | 7  | 17          |  |             |  |              |  |       | 13  | 29  |   |   |   |   |   |   |   |   |   |   |   |
|                             | PhD     |    |           |     |                          |     |     |  | 1          | 9  |                                |    |                        |  |                        |  |                           | 4  | 4           |  |             |  |              |  |       | 5   | 13  |   |   |   |   |   |   |   |   |   |   |   |
|                             | Total   |    |           |     |                          | 120 | 391 |  | 7          | 21 |                                |    |                        |  |                        |  |                           | 11 | 21          |  |             |  |              |  |       | 138 | 433 |   |   |   |   |   |   |   |   |   |   |   |

Table 03 - 03(a) (Contd.)

**POSTGRADUATE STUDENT ENROLMENT OF HIGHER EDUCATIONAL INSTITUTIONS BY ACADEMIC PROGRAMME - 2018**  
**- Local Students -**  
**(Universities and HEIs established under the Universities Act)**

| Faculty/AC.<br>Programme                  | Arts                                       |    | Education |   | Management &<br>Commerce |     | Law |   | Science/IT |    | Medicine and<br>Dental Science |      | Veterinary<br>Medicine |   | Indigenous<br>Medicine |   | Allied Health<br>Sciences |     | Agriculture |   | Engineering |   | Architecture |   | Total |      |      |
|-------------------------------------------|--------------------------------------------|----|-----------|---|--------------------------|-----|-----|---|------------|----|--------------------------------|------|------------------------|---|------------------------|---|---------------------------|-----|-------------|---|-------------|---|--------------|---|-------|------|------|
|                                           |                                            |    |           |   |                          |     |     |   |            |    |                                |      |                        |   |                        |   |                           |     |             |   |             |   |              |   | F     | T    |      |
|                                           | University/ HEI <sup>(1)</sup><br>& Degree | F  | T         | F | T                        | F   | T   | F | T          | F  | T                              | F    | T                      | F | T                      | F | T                         | F   | T           | F | T           | F | T            | F | T     |      |      |
| Uwa Wellasa<br>University                 | PG Dip.                                    |    |           |   |                          |     |     |   |            |    |                                |      |                        |   |                        |   |                           |     |             |   |             |   |              |   |       |      |      |
|                                           | Masters                                    |    |           |   |                          |     |     |   | 1          |    |                                |      |                        |   |                        |   |                           |     |             |   |             |   |              |   |       | 1    |      |
|                                           | MPhil                                      |    |           |   |                          |     |     |   | 4          | 6  |                                |      |                        |   |                        |   |                           |     |             |   |             |   |              |   |       | 4    | 6    |
|                                           | PhD                                        |    |           |   |                          |     |     |   |            |    |                                |      |                        |   |                        |   |                           |     |             |   |             |   |              |   |       |      |      |
|                                           | Total                                      |    |           |   |                          |     |     |   | 4          | 7  |                                |      |                        |   |                        |   |                           |     |             |   |             |   |              |   |       | 4    | 7    |
| University of Visual &<br>Performing Arts | PG Dip.                                    |    |           |   |                          |     |     |   |            |    |                                |      |                        |   |                        |   |                           |     |             |   |             |   |              |   |       |      |      |
|                                           | Masters                                    |    |           |   |                          |     |     |   |            |    |                                |      |                        |   |                        |   |                           |     |             |   |             |   |              |   |       |      |      |
|                                           | MPhil                                      | 18 | 38        |   |                          |     |     |   |            |    |                                |      |                        |   |                        |   |                           |     |             |   |             |   |              |   |       | 18   | 38   |
|                                           | PhD                                        | 8  | 13        |   |                          |     |     |   |            |    |                                |      |                        |   |                        |   |                           |     |             |   |             |   |              |   |       | 8    | 13   |
|                                           | Total                                      | 26 | 51        |   |                          |     |     |   |            |    |                                |      |                        |   |                        |   |                           |     |             |   |             |   |              |   |       | 26   | 51   |
| Postgraduate Institute<br>of Medicine     | PG Dip.                                    |    |           |   |                          |     |     |   |            |    | 381                            | 610  |                        |   |                        |   |                           |     |             |   |             |   |              |   |       | 381  | 610  |
|                                           | Masters                                    |    |           |   |                          |     |     |   |            |    | 139                            | 286  |                        |   |                        |   |                           |     |             |   |             |   |              |   |       | 139  | 286  |
|                                           | MD                                         |    |           |   |                          |     |     |   |            |    | 1378                           | 3136 |                        |   |                        |   |                           |     |             |   |             |   |              |   |       | 1378 | 3136 |
|                                           | PhD                                        |    |           |   |                          |     |     |   |            |    |                                |      |                        |   |                        |   |                           |     |             |   |             |   |              |   |       |      |      |
|                                           | Total                                      |    |           |   |                          |     |     |   |            |    | 1898                           | 4032 |                        |   |                        |   |                           |     |             |   |             |   |              |   |       | 1898 | 4032 |
| Postgraduate Institute<br>of Agriculture  | PG Dip.                                    |    |           |   |                          |     |     |   |            |    |                                |      |                        |   |                        |   |                           |     |             |   |             |   |              |   |       |      |      |
|                                           | Masters                                    |    |           |   | 155                      | 356 |     |   | 43         | 88 |                                |      |                        |   |                        |   |                           | 566 | 900         |   |             |   |              |   |       | 764  | 1344 |
|                                           | MPhil                                      |    |           |   | 1                        | 8   |     |   | 3          | 4  |                                |      |                        |   |                        |   |                           | 81  | 119         |   |             |   |              |   |       | 85   | 131  |
|                                           | PhD                                        |    |           |   | 3                        | 5   |     |   | 1          | 6  |                                |      |                        |   |                        |   |                           | 59  | 120         |   |             |   |              |   |       | 63   | 131  |
|                                           | Total                                      |    |           |   | 159                      | 369 |     |   | 47         | 98 |                                |      |                        |   |                        |   |                           | 706 | 1139        |   |             |   |              |   |       | 912  | 1606 |

Table 03 - 03(a) (Contd.)

**POSTGRADUATE STUDENT ENROLMENT OF HIGHER EDUCATIONAL INSTITUTIONS BY ACADEMIC PROGRAMME - 2018**  
**- Local Students -**  
**(Universities and HEIs established under the Universities Act)**

| Faculty/AC.<br>Programme                                |         | Arts |     | Education |   | Management &<br>Commerce |      | Law |   | Science/IT |      | Medicine and<br>Dental Science |   | Veterinary<br>Medicine |   | Indigenous<br>Medicine |   | Allied Health<br>Sciences |   | Agriculture |   | Engineering |   | Architecture |   | Total |    |      |      |
|---------------------------------------------------------|---------|------|-----|-----------|---|--------------------------|------|-----|---|------------|------|--------------------------------|---|------------------------|---|------------------------|---|---------------------------|---|-------------|---|-------------|---|--------------|---|-------|----|------|------|
|                                                         |         | F    | T   | F         | T | F                        | T    | F   | T | F          | T    | F                              | T | F                      | T | F                      | T | F                         | T | F           | T | F           | T | F            | T | F     | T  |      |      |
| Postgraduate Institute<br>of Pall & Buddhist<br>Studies | PG Dip. | 13   | 32  |           |   |                          |      |     |   |            |      |                                |   |                        |   |                        |   |                           |   |             |   |             |   |              |   |       | 13 | 32   |      |
|                                                         | Masters | 61   | 139 |           |   |                          |      |     |   |            |      |                                |   |                        |   |                        |   |                           |   |             |   |             |   |              |   |       |    | 61   | 139  |
|                                                         | MPhil   | 29   | 162 |           |   |                          |      |     |   |            |      |                                |   |                        |   |                        |   |                           |   |             |   |             |   |              |   |       |    | 29   | 162  |
|                                                         | PhD     | 17   | 66  |           |   |                          |      |     |   |            |      |                                |   |                        |   |                        |   |                           |   |             |   |             |   |              |   |       |    | 17   | 66   |
|                                                         | Total   | 120  | 399 |           |   |                          |      |     |   |            |      |                                |   |                        |   |                        |   |                           |   |             |   |             |   |              |   |       |    | 120  | 399  |
| Postgraduate Institute<br>of Archaeology                | PG Dip. | 12   | 30  |           |   |                          |      |     |   |            |      |                                |   |                        |   |                        |   |                           |   |             |   |             |   |              |   |       |    | 12   | 30   |
|                                                         | Masters | 64   | 151 |           |   |                          |      |     |   |            |      |                                |   |                        |   |                        |   |                           |   |             |   |             |   |              |   |       |    | 64   | 151  |
|                                                         | MPhil   | 14   | 43  |           |   |                          |      |     |   |            |      |                                |   |                        |   |                        |   |                           |   |             |   |             |   |              |   |       |    | 14   | 43   |
|                                                         | PhD     | 15   | 41  |           |   |                          |      |     |   |            |      |                                |   |                        |   |                        |   |                           |   |             |   |             |   |              |   |       |    | 15   | 41   |
|                                                         | Total   | 105  | 265 |           |   |                          |      |     |   |            |      |                                |   |                        |   |                        |   |                           |   |             |   |             |   |              |   |       |    | 105  | 265  |
| Postgraduate Institute<br>of Management                 | PG Dip. |      |     |           |   |                          |      |     |   |            |      |                                |   |                        |   |                        |   |                           |   |             |   |             |   |              |   |       |    |      |      |
|                                                         | Masters |      |     |           |   | 398                      | 975  |     |   |            |      |                                |   |                        |   |                        |   |                           |   |             |   |             |   |              |   |       |    | 398  | 975  |
|                                                         | MPhil   |      |     |           |   |                          |      |     |   |            |      |                                |   |                        |   |                        |   |                           |   |             |   |             |   |              |   |       |    |      |      |
|                                                         | PhD     |      |     |           |   | 25                       | 83   |     |   |            |      |                                |   |                        |   |                        |   |                           |   |             |   |             |   |              |   |       |    | 25   | 83   |
|                                                         | Total   |      |     |           |   | 423                      | 1058 |     |   |            |      |                                |   |                        |   |                        |   |                           |   |             |   |             |   |              |   |       |    | 423  | 1058 |
| Postgraduate Institute<br>of Science                    | PG Dip. |      |     |           |   |                          |      |     |   |            |      |                                |   |                        |   |                        |   |                           |   |             |   |             |   |              |   |       |    |      |      |
|                                                         | Masters |      |     |           |   |                          |      |     |   | 1017       | 2031 |                                |   |                        |   |                        |   |                           |   |             |   |             |   |              |   |       |    | 1017 | 2031 |
|                                                         | MPhil   |      |     |           |   |                          |      |     |   | 115        | 206  |                                |   |                        |   |                        |   |                           |   |             |   |             |   |              |   |       |    | 115  | 206  |
|                                                         | PhD     |      |     |           |   |                          |      |     |   | 16         | 45   |                                |   |                        |   |                        |   |                           |   |             |   |             |   |              |   |       |    | 16   | 45   |
|                                                         | Total   |      |     |           |   |                          |      |     |   | 1148       | 2282 |                                |   |                        |   |                        |   |                           |   |             |   |             |   |              |   |       |    | 1148 | 2282 |

Table 03 - 03(a) (Contd.)

**POSTGRADUATE STUDENT ENROLMENT OF HIGHER EDUCATIONAL INSTITUTIONS BY ACADEMIC PROGRAMME - 2018**  
**- Local Students -**  
**(Universities and HEIs established under the Universities Act)**

| Faculty/AC.<br>Programme                                    | Arts    |      | Education |     | Management &<br>Commerce |     | Law |   | Science/IT |     | Medicine and<br>Dental Science |   | Veterinary<br>Medicine |   | Indigenous<br>Medicine |    | Allied Health<br>Sciences |   | Agriculture |   | Engineering |   | Architecture |   | Total |     |      |      |
|-------------------------------------------------------------|---------|------|-----------|-----|--------------------------|-----|-----|---|------------|-----|--------------------------------|---|------------------------|---|------------------------|----|---------------------------|---|-------------|---|-------------|---|--------------|---|-------|-----|------|------|
|                                                             | F       | T    | F         | T   | F                        | T   | F   | T | F          | T   | F                              | T | F                      | T | F                      | T  | F                         | T | F           | T | F           | T | F            | T | F     | T   |      |      |
| Postgraduate Institute<br>of English                        | PG Dip. | 134  | 159       |     |                          |     |     |   |            |     |                                |   |                        |   |                        |    |                           |   |             |   |             |   |              |   |       | 134 | 159  |      |
|                                                             | Masters | 127  | 147       |     |                          |     |     |   |            |     |                                |   |                        |   |                        |    |                           |   |             |   |             |   |              |   |       |     | 127  | 147  |
|                                                             | MPhil   |      |           |     |                          |     |     |   |            |     |                                |   |                        |   |                        |    |                           |   |             |   |             |   |              |   |       |     |      |      |
|                                                             | PhD     |      | 1         |     |                          |     |     |   |            |     |                                |   |                        |   |                        |    |                           |   |             |   |             |   |              |   |       |     |      | 1    |
|                                                             | Total   | 261  | 307       |     |                          |     |     |   |            |     |                                |   |                        |   |                        |    |                           |   |             |   |             |   |              |   |       |     | 261  | 307  |
| Postgraduate Institute<br>of Humanities &<br>Social Science | PG Dip. | 318  | 506       | 542 | 648                      | 59  | 108 |   |            |     |                                |   |                        |   |                        |    |                           |   |             |   |             |   |              |   |       | 919 | 1262 |      |
|                                                             | Masters | 498  | 745       | 79  | 121                      |     |     |   |            |     |                                |   |                        |   |                        |    |                           |   |             |   |             |   |              |   |       |     | 577  | 866  |
|                                                             | MPhil   | 191  | 432       | 4   | 6                        |     |     |   |            |     |                                |   |                        |   |                        |    |                           |   |             |   |             |   |              |   |       |     | 195  | 438  |
|                                                             | PhD     | 11   | 50        | 4   | 5                        | 2   | 6   |   |            |     |                                |   |                        |   |                        |    |                           |   |             |   |             |   |              |   |       |     | 17   | 61   |
|                                                             | Total   | 1018 | 1733      | 629 | 780                      | 61  | 114 |   |            |     |                                |   |                        |   |                        |    |                           |   |             |   |             |   |              |   |       |     | 1708 | 2627 |
| Institute of Human<br>Resource<br>Advancement               | PG Dip. |      |           |     |                          |     |     |   |            |     |                                |   |                        |   |                        |    |                           |   |             |   |             |   |              |   |       |     |      |      |
|                                                             | Masters |      |           |     |                          | 309 | 649 |   |            | 27  | 83                             |   |                        |   |                        |    |                           |   |             |   |             |   |              |   |       |     | 336  | 732  |
|                                                             | MPhil   |      |           |     |                          |     |     |   |            |     |                                |   |                        |   |                        |    |                           |   |             |   |             |   |              |   |       |     |      |      |
|                                                             | PhD     |      |           |     |                          |     |     |   |            |     |                                |   |                        |   |                        |    |                           |   |             |   |             |   |              |   |       |     |      |      |
|                                                             | Total   |      |           |     |                          | 309 | 649 |   |            | 27  | 83                             |   |                        |   |                        |    |                           |   |             |   |             |   |              |   |       |     | 336  | 732  |
| Institute of<br>Indigenous Medicine                         | PG Dip. |      |           |     |                          |     |     |   |            |     |                                |   |                        |   |                        |    |                           |   |             |   |             |   |              |   |       |     |      |      |
|                                                             | Masters |      |           |     |                          |     |     |   |            |     |                                |   |                        |   |                        |    |                           |   |             |   |             |   |              |   |       |     |      |      |
|                                                             | MD      |      |           |     |                          |     |     |   |            |     |                                |   |                        |   | 14                     | 18 |                           |   |             |   |             |   |              |   |       |     | 14   | 18   |
|                                                             | PhD     |      |           |     |                          |     |     |   |            |     |                                |   |                        |   |                        |    |                           |   |             |   |             |   |              |   |       |     |      |      |
|                                                             | Total   |      |           |     |                          |     |     |   |            |     |                                |   |                        |   | 14                     | 18 |                           |   |             |   |             |   |              |   |       |     | 14   | 18   |
| University of<br>Colombo School of<br>Computing             | PG Dip. |      |           |     |                          |     |     |   |            |     |                                |   |                        |   |                        |    |                           |   |             |   |             |   |              |   |       |     |      |      |
|                                                             | Masters |      |           |     |                          |     |     |   |            | 178 | 459                            |   |                        |   |                        |    |                           |   |             |   |             |   |              |   |       |     | 178  | 459  |
|                                                             | MPhil   |      |           |     |                          |     |     |   |            | 18  | 35                             |   |                        |   |                        |    |                           |   |             |   |             |   |              |   |       |     | 18   | 35   |
|                                                             | PhD     |      |           |     |                          |     |     |   |            | 3   | 6                              |   |                        |   |                        |    |                           |   |             |   |             |   |              |   |       |     | 3    | 6    |
|                                                             | Total   |      |           |     |                          |     |     |   |            | 199 | 500                            |   |                        |   |                        |    |                           |   |             |   |             |   |              |   |       |     | 199  | 500  |

Table 03 - 03(a) (Contd.)

**POSTGRADUATE STUDENT ENROLMENT OF HIGHER EDUCATIONAL INSTITUTIONS BY ACADEMIC PROGRAMME - 2018**  
**- Local Students -**  
**(Universities and HEIs established under the Universities Act)**

| Faculty/AC.<br>Programme                                     | University/ HEI <sup>(1)</sup><br>& Degree | Arts                                       |         | Education |      | Management & Commerce |      | Law |     | Science/IT |      | Medicine and Dental Science |      | Veterinary Medicine |    | Indigenous Medicine |     | Allied Health Sciences |     | Agriculture |      | Engineering |      | Architecture |     | Total |       |      |
|--------------------------------------------------------------|--------------------------------------------|--------------------------------------------|---------|-----------|------|-----------------------|------|-----|-----|------------|------|-----------------------------|------|---------------------|----|---------------------|-----|------------------------|-----|-------------|------|-------------|------|--------------|-----|-------|-------|------|
|                                                              |                                            | F                                          | T       | F         | T    | F                     | T    | F   | T   | F          | T    | F                           | T    | F                   | T  | F                   | T   | F                      | T   | F           | T    | F           | T    | F            | T   | F     | T     |      |
|                                                              |                                            | Gampaha Wickramarachchi Ayurveda Institute | PG Dip. |           |      |                       |      |     |     |            |      |                             |      |                     |    |                     |     |                        | 135 |             |      |             |      |              |     |       |       |      |
| Masters                                                      |                                            |                                            |         |           |      |                       |      |     |     |            |      |                             |      |                     |    |                     | 21  |                        |     |             |      |             |      |              |     |       | 21    |      |
| MPhil                                                        |                                            |                                            |         |           |      |                       |      |     |     |            |      |                             |      |                     |    |                     |     |                        |     |             |      |             |      |              |     |       |       |      |
| PhD                                                          |                                            |                                            |         |           |      |                       |      |     |     |            |      |                             |      |                     |    |                     |     |                        |     |             |      |             |      |              |     |       |       |      |
| Total                                                        |                                            |                                            |         |           |      |                       |      |     |     |            |      |                             |      |                     |    |                     | 156 |                        |     |             |      |             |      |              |     |       | 156   |      |
| National Institute of Library & Information Sciences         | PG Dip.                                    | 20                                         | 23      |           |      |                       |      |     |     |            |      |                             |      |                     |    |                     |     |                        |     |             |      |             |      |              |     | 20    | 23    |      |
|                                                              | Masters                                    | 39                                         | 62      |           |      |                       |      |     |     |            |      |                             |      |                     |    |                     |     |                        |     |             |      |             |      |              |     | 39    | 62    |      |
|                                                              | MPhil                                      |                                            |         |           |      |                       |      |     |     |            |      |                             |      |                     |    |                     |     |                        |     |             |      |             |      |              |     |       |       |      |
|                                                              | PhD                                        | 3                                          | 10      |           |      |                       |      |     |     |            |      |                             |      |                     |    |                     |     |                        |     |             |      |             |      |              |     | 3     | 10    |      |
|                                                              | Total                                      | 62                                         | 95      |           |      |                       |      |     |     |            |      |                             |      |                     |    |                     |     |                        |     |             |      |             |      |              |     | 62    | 95    |      |
| Institute of Biochemistry, Molecular Biology & Biotechnology | PG Dip.                                    |                                            |         |           |      |                       |      |     |     |            |      |                             |      |                     |    |                     |     |                        |     |             |      |             |      |              |     |       |       |      |
|                                                              | Masters                                    |                                            |         |           |      |                       |      |     |     | 16         | 29   |                             |      |                     |    |                     |     |                        |     |             |      |             |      |              |     | 16    | 29    |      |
|                                                              | MPhil                                      |                                            |         |           |      |                       |      |     |     | 12         | 18   |                             |      |                     |    |                     |     |                        |     |             |      |             |      |              |     | 12    | 18    |      |
|                                                              | PhD                                        |                                            |         |           |      |                       |      |     |     | 7          | 9    |                             |      |                     |    |                     |     |                        |     |             |      |             |      |              |     | 7     | 9     |      |
|                                                              | Total                                      |                                            |         |           |      |                       |      |     |     | 35         | 56   |                             |      |                     |    |                     |     |                        |     |             |      |             |      |              |     | 35    | 56    |      |
| Grand Total                                                  | PG Dip.                                    | 704                                        | 1277    | 1603      | 2009 | 514                   | 1182 |     |     | 77         | 289  | 431                         | 713  |                     |    |                     | 135 |                        |     |             |      |             |      |              | 9   | 93    | 3338  | 5698 |
|                                                              | Masters                                    | 3038                                       | 5125    | 309       | 596  | 2624                  | 6151 | 91  | 166 | 2100       | 4426 | 199                         | 448  | 15                  | 38 |                     | 21  |                        |     | 585         | 945  | 858         | 3729 | 183          | 579 | 10002 | 22224 |      |
|                                                              | MPhil                                      | 534                                        | 1330    | 74        | 114  | 17                    | 52   | 5   | 8   | 347        | 606  | 65                          | 94   | 24                  | 36 | 3                   | 4   | 1                      | 1   | 109         | 171  | 71          | 181  | 7            | 9   | 1257  | 2606  |      |
|                                                              | MD                                         |                                            |         |           |      |                       |      |     |     |            |      | 1378                        | 3136 |                     |    |                     | 14  | 18                     |     |             |      |             |      |              |     |       | 1392  | 3154 |
|                                                              | PhD                                        | 88                                         | 274     | 26        | 42   | 74                    | 238  | 3   | 9   | 95         | 187  | 35                          | 52   | 5                   | 10 | 1                   | 2   |                        |     | 71          | 137  | 34          | 94   | 5            | 12  | 437   | 1057  |      |
|                                                              | Total                                      | 4364                                       | 8006    | 2012      | 2761 | 3229                  | 7623 | 99  | 183 | 2619       | 5508 | 2108                        | 4443 | 44                  | 84 | 18                  | 180 | 1                      | 1   | 765         | 1253 | 972         | 4097 | 195          | 600 | 16426 | 34739 |      |

Notes:

F - Female, T - Total

(1) Excluding Open University as it shows separately under Table 03 - 04.

(2) Represents all multidisciplinary MPhil programmes.

Table 03 - 03(b)

**POSTGRADUATE STUDENT ENROLMENT OF HIGHER EDUCATIONAL INSTITUTIONS BY ACADEMIC PROGRAMME - 2018**  
**- Foreign Students -**  
**(Universities and HEIs established under the Universities Act)**

| Faculty/Ac. Programme | PG Diploma |           | Master Degree |            | MPhil     |                    | PhD       |           | Total      |            |
|-----------------------|------------|-----------|---------------|------------|-----------|--------------------|-----------|-----------|------------|------------|
|                       | F          | T         | F             | T          | F         | T                  | F         | T         | F          | T          |
| Agriculture           |            |           |               |            |           |                    | 4         | 4         | 4          | 4          |
| Arts                  | 13         | 23        | 55            | 446        | 26        | 174 <sup>(1)</sup> | 21        | 64        | 115        | 707        |
| Computer Science      |            |           |               | 14         |           |                    |           |           |            | 14         |
| Education             |            |           |               |            | 1         | 2                  |           |           | 1          | 2          |
| Engineering           |            |           | 5             | 16         |           |                    |           | 1         | 5          | 17         |
| Management & Commerce |            | 1         | 5             | 13         |           |                    |           | 1         | 5          | 15         |
| Medicine              |            |           | 16            | 24         |           |                    |           |           | 16         | 24         |
| Science               |            |           | 3             | 9          |           |                    |           | 2         | 3          | 11         |
| Law                   |            |           | 2             | 6          |           |                    |           |           | 2          | 6          |
| <b>Total</b>          | <b>13</b>  | <b>24</b> | <b>86</b>     | <b>528</b> | <b>27</b> | <b>176</b>         | <b>25</b> | <b>72</b> | <b>151</b> | <b>800</b> |

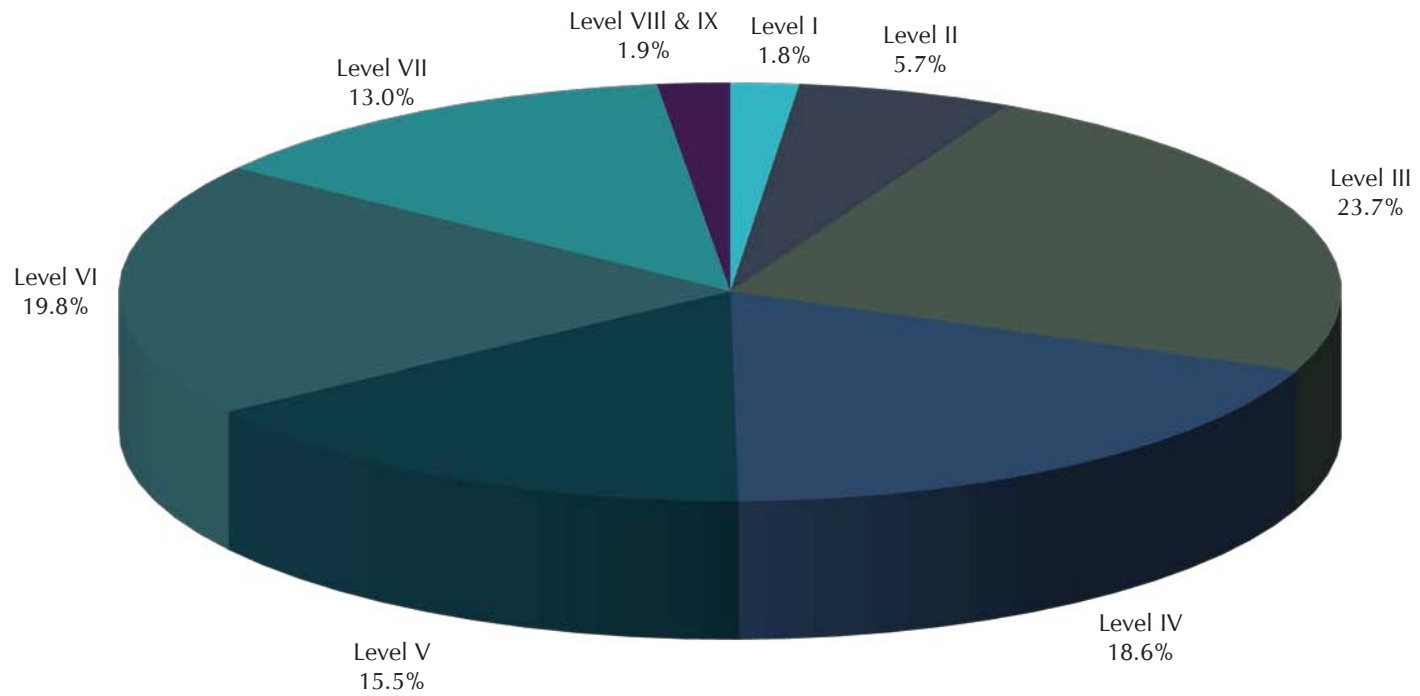
**Note :**

(1) Represents all multidisciplinary MPhil programmes.

F - Female, T - Total

Chart - 10

### COMPOSITION OF STUDENT ENROLMENT THE OPEN UNIVERSITY OF SRI LANKA - 2018



Total Enrolment = 34864



Table 03 - 04 (a)

**STUDENT ENROLMENT OF THE OPEN UNIVERSITY BY ACADEMIC PROGRAMME, LEVEL ON ROLL AND SEX - 2018**  
**(Certificate and Diploma Programmes)**  
 (Universities and HEIs established under the Universities Act)

| Name of the faculty                         | Programme of study                      | Level on roll and Sex                             |            |             |             |             |             |            |            | Total       |             |             |
|---------------------------------------------|-----------------------------------------|---------------------------------------------------|------------|-------------|-------------|-------------|-------------|------------|------------|-------------|-------------|-------------|
|                                             |                                         | I                                                 |            | II          |             | III         |             | IV         |            |             |             |             |
|                                             |                                         | F                                                 | T          | F           | T           | F           | T           | F          | T          | F           | T           |             |
| <b>CERTIFICATE</b>                          | <b>Humanities &amp; Social Sciences</b> | English <sup>(1)</sup>                            |            |             |             |             | 6           | 8          |            |             | 6           | 8           |
|                                             |                                         | Entrepreneurship & Small Business Mgt.            |            |             | 311         | 553         |             |            |            |             | 311         | 553         |
|                                             |                                         | Basic Sinhala                                     | 112        | 201         | 97          | 157         |             |            |            |             | 209         | 358         |
|                                             |                                         | Social Sciences <sup>(2)</sup>                    | 78         | 136         | 165         | 287         |             | 3          |            |             | 243         | 426         |
|                                             |                                         | Beginners Language in Tamil                       | 210        | 293         | 118         | 149         |             |            |            |             | 328         | 442         |
|                                             |                                         | English for Business & Professional Communication |            |             |             |             | 637         | 939        |            |             | 637         | 939         |
|                                             | <b>Education</b>                        | Pre-School Education                              |            |             | 530         | 536         |             |            |            |             | 530         | 536         |
|                                             |                                         | Advanced Certificate in Pre-School Education      |            |             | 72          | 72          |             |            |            |             | 72          | 72          |
|                                             | <b>Engineering Technology</b>           | Industrial Studies                                |            |             | 82          | 144         |             |            |            |             | 82          | 144         |
|                                             | <b>Natural Sciences</b>                 | Lab Technology <sup>(2)</sup>                     |            |             | 1           | 3           | 1           | 1          |            |             | 2           | 4           |
|                                             |                                         | Professional Computer Applications                |            |             | 21          | 45          |             |            |            |             | 21          | 45          |
|                                             |                                         | Computer Networks & Security                      |            |             | 3           | 33          |             |            |            |             | 3           | 33          |
|                                             | <b>Total</b>                            |                                                   | <b>400</b> | <b>630</b>  | <b>1400</b> | <b>1979</b> | <b>644</b>  | <b>951</b> |            |             | <b>2444</b> | <b>3560</b> |
|                                             | <b>DIPLOMA</b>                          | <b>Humanities &amp; Social Sciences</b>           | English    |             |             |             |             |            |            | 14          | 19          | 14          |
| English Language and Literature             |                                         |                                                   |            |             |             |             | 99          | 127        |            |             | 99          | 127         |
| Higher Diploma in Youth in development work |                                         |                                                   |            |             |             |             | 35          | 85         | 14         | 53          | 49          | 138         |
| <b>Education</b>                            |                                         | Early Childhood and Primary Education             |            |             |             |             | 337         | 338        | 798        | 800         | 1135        | 1138        |
| <b>Engineering Technology</b>               |                                         | Information Systems and Technology                |            |             |             |             | 44          | 120        |            |             | 44          | 120         |
| <b>Natural Sciences</b>                     |                                         | Natural Resources and Eco Tourism                 |            |             |             |             | 9           | 32         |            |             | 9           | 32          |
|                                             |                                         | Environmental Science                             |            |             |             |             | 10          | 13         |            |             | 10          | 13          |
|                                             |                                         | Lab Technology                                    |            |             |             |             | 25          | 41         |            |             | 25          | 41          |
| <b>Total</b>                                |                                         |                                                   |            |             |             | <b>559</b>  | <b>756</b>  | <b>826</b> | <b>872</b> | <b>1385</b> | <b>1628</b> |             |
| <b>GRAND TOTAL</b>                          |                                         | <b>400</b>                                        | <b>630</b> | <b>1400</b> | <b>1979</b> | <b>1203</b> | <b>1707</b> | <b>826</b> | <b>872</b> | <b>3829</b> | <b>5188</b> |             |

F - Female

T - Total

**Note :** (1) Includes all Basic, Advanced and Professional Certificate courses.

(2) Includes Certificate and Advanced Certificate courses.

Table 03 - 04 (b)

**STUDENT ENROLMENT OF THE OPEN UNIVERSITY BY ACADEMIC PROGRAMME, LEVEL ON ROLL AND SEX - 2018**  
**(Bachelor and Postgraduate Degree Programmes)**  
**(Universities and HEIs established under the Universities Act)**

| Name of the faculty           | Programme of study                      | Level on roll and Sex           |                         |             |             |             |             |             |             |             |             |           |           | Total       |              |              |
|-------------------------------|-----------------------------------------|---------------------------------|-------------------------|-------------|-------------|-------------|-------------|-------------|-------------|-------------|-------------|-----------|-----------|-------------|--------------|--------------|
|                               |                                         | III                             |                         | IV          |             | V           |             | VI          |             | VII         |             | VIII & IX |           | F           | T            |              |
|                               |                                         | F                               | T                       | F           | T           | F           | T           | F           | T           | F           | T           | F         | T         |             |              |              |
| <b>BACHELOR DEGREE</b>        | <b>Humanities &amp; Social Sciences</b> | Law                             | 635                     | 1565        | 584         | 1479        | 300         | 614         | 309         | 752         |             |           |           |             | 1828         | 4410         |
|                               |                                         | Management                      | 905                     | 1523        | 554         | 838         | 352         | 546         | 626         | 943         |             |           |           |             | 2437         | 3850         |
|                               |                                         | Social Science                  | 960                     | 1334        | 507         | 616         | 421         | 526         |             | 1           |             |           |           |             | 1888         | 2477         |
|                               |                                         | English & ELT                   | 50                      | 62          | 111         | 129         | 64          | 74          | 46          | 56          |             |           |           |             | 271          | 321          |
|                               |                                         | Library Information Studies     |                         |             |             |             | 21          | 32          |             |             |             |           |           |             | 21           | 32           |
|                               | <b>Education</b>                        | Education                       |                         |             | 1           | 1           | 4           | 4           | 19          | 25          |             |           |           |             | 24           | 30           |
|                               |                                         | Drama & Theatre                 |                         |             |             |             | 22          | 33          | 35          | 55          |             |           |           |             | 57           | 88           |
|                               |                                         | Speacial needs Education        |                         |             |             |             | 76          | 82          | 121         | 128         |             |           |           |             | 197          | 210          |
|                               | <b>Engineering Technology</b>           | Technology                      | 158                     | 668         | 229         | 846         | 304         | 1112        | 410         | 1272        |             |           |           |             | 1101         | 3898         |
|                               |                                         | Industrial Studies              | 106                     | 130         | 266         | 398         | 164         | 254         | 279         | 395         |             |           |           |             | 815          | 1177         |
|                               |                                         | Software Engineering            |                         |             | 11          | 34          | 13          | 44          | 17          | 55          |             |           |           |             | 41           | 133          |
|                               | <b>Natural Sciences</b>                 | Science                         | 819                     | 1196        | 671         | 1004        | 1172        | 1600        | 29          | 41          |             |           |           |             | 2691         | 3841         |
|                               | <b>Health Science</b>                   | Nursing                         |                         |             |             |             | 321         | 344         | 2722        | 2929        |             |           |           |             | 3043         | 3273         |
|                               |                                         | Pharmacy                        | 7                       | 19          | 86          | 113         | 34          | 64          | 50          | 95          |             |           |           |             | 177          | 291          |
|                               |                                         | Medical Laboratory              |                         |             | 89          | 145         | 38          | 78          | 78          | 131         |             |           |           |             | 205          | 354          |
|                               |                                         | Science in Psychology (Honours) | 41                      | 68          |             |             |             |             |             |             |             |           |           |             | 41           | 68           |
|                               |                                         | <b>Total</b>                    | <b>3681</b>             | <b>6565</b> | <b>3109</b> | <b>5603</b> | <b>3306</b> | <b>5407</b> | <b>4741</b> | <b>6878</b> |             |           |           |             | <b>14837</b> | <b>24453</b> |
|                               | <b>POSTGRADUATE DIPLOMA</b>             | <b>Education</b>                | Special needs Education |             |             |             |             |             |             |             | 18          | 33        | 25        | 42          | 43           | 75           |
| Education                     |                                         |                                 |                         |             |             |             |             | 2           | 7           | 2704        | 3877        |           |           | 2706        | 3884         |              |
| <b>Engineering Technology</b> |                                         | Industrial Engineering          |                         |             |             |             |             |             |             |             |             | 1         |           |             |              | 1            |
|                               |                                         | Construction Management         |                         |             |             |             |             |             |             |             | 4           | 26        |           |             | 4            | 26           |
|                               |                                         | Apparel Production & Mgt.       |                         |             |             |             |             |             |             |             | 2           | 3         |           |             | 2            | 3            |
|                               | <b>Total</b>                            |                                 |                         |             |             |             |             | <b>2</b>    | <b>7</b>    | <b>2728</b> | <b>3940</b> | <b>25</b> | <b>42</b> | <b>2755</b> | <b>3989</b>  |              |

Table 03 - 04 (b) (Contd.)

**STUDENT ENROLMENT OF THE OPEN UNIVERSITY BY ACADEMIC PROGRAMME, LEVEL ON ROLL AND SEX - 2018**  
**(Bachelor and Postgraduate Degree Programmes)**  
**(Universities and HEIs established under the Universities Act)**

| Name of the faculty        | Programme of study                      | Level on roll and Sex                                            |             |             |             |             |             |             |             |             |             |             |            | Total      |              |              |     |
|----------------------------|-----------------------------------------|------------------------------------------------------------------|-------------|-------------|-------------|-------------|-------------|-------------|-------------|-------------|-------------|-------------|------------|------------|--------------|--------------|-----|
|                            |                                         | III                                                              |             | IV          |             | V           |             | VI          |             | VII         |             | VIII & IX   |            | F          | T            |              |     |
|                            |                                         | F                                                                | T           | F           | T           | F           | T           | F           | T           | F           | T           | F           | T          |            |              |              |     |
| <b>POSTGRADUATE DEGREE</b> | <b>Humanities &amp; Social Sciences</b> | Commonwealth Executive MBA/MPA                                   |             |             |             |             |             |             | 3           | 4           | 31          | 94          | 21         | 49         | 55           | 147          |     |
|                            |                                         | Master of Arts in Development Studies & Public Policy            |             |             |             |             |             |             |             |             |             | 1           | 18         | 59         | 18           | 60           |     |
|                            |                                         | Master of Business Administration in Human Resource Mgt.         |             |             |             |             |             |             |             |             | 34          | 68          | 11         | 31         | 45           | 99           |     |
|                            |                                         | Master of Law in Criminal Justice Administration                 |             |             |             |             |             |             |             |             | 54          | 120         |            |            | 54           | 120          |     |
|                            |                                         | Master of Philosophy                                             |             |             |             |             |             |             |             |             |             |             | 2          | 2          | 2            | 2            |     |
|                            |                                         | Doctor of Philosophy                                             |             |             |             |             |             |             |             |             |             |             |            | 1          | 4            | 1            | 4   |
|                            | <b>Education</b>                        | Master of Education                                              |             |             |             |             |             |             |             |             |             | 196         | 278        |            |              | 196          | 278 |
|                            |                                         | Master of Education (Course work)                                |             |             |             |             |             |             |             |             |             |             |            | 213        | 317          | 213          | 317 |
|                            |                                         | Teachers Education (International)                               |             |             |             |             |             |             |             |             | 12          | 19          | 16         | 37         | 28           | 56           |     |
|                            |                                         | Master of Philosophy                                             |             |             |             |             |             |             |             |             |             |             |            | 2          |              | 2            |     |
|                            |                                         | Doctor of Philosophy                                             |             |             |             |             |             |             |             |             |             |             |            | 3          | 3            | 3            | 3   |
|                            | <b>Engineering Technology</b>           | Master of Technology - Construction Management                   |             |             |             |             |             |             |             |             |             |             | 8          |            |              |              | 8   |
|                            |                                         | Master of Technology - Industrial Engineering                    |             |             |             |             |             |             |             |             |             |             | 5          |            |              |              | 5   |
|                            |                                         | Master of Technology - Apparel Production & Mgt.                 |             |             |             |             |             |             |             |             | 2           | 2           |            |            | 2            | 2            |     |
|                            |                                         | Master of Philosophy                                             |             |             |             |             |             |             |             |             |             |             |            | 2          | 7            | 2            | 7   |
|                            |                                         | Doctor of Philosophy                                             |             |             |             |             |             |             |             |             |             |             |            | 1          | 1            | 1            | 1   |
|                            | <b>Natural Sciences</b>                 | Master of Science in Environmental Studies                       |             |             |             |             |             |             |             |             |             | 4           | 7          | 46         | 100          | 50           | 107 |
|                            |                                         | Master of Science in Medical Entomology and Applied Parasitology |             |             |             |             |             |             |             |             |             |             | 3          |            |              |              | 3   |
|                            |                                         | Master of Philosophy                                             |             |             |             |             |             |             |             |             |             |             |            | 3          | 7            | 3            | 7   |
|                            |                                         | Doctor of Philosophy                                             |             |             |             |             |             |             |             |             |             |             |            | 3          | 5            | 3            | 5   |
|                            | <b>Health Science</b>                   | Doctor of Philosophy                                             |             |             |             |             |             |             |             |             |             |             |            |            | 1            |              | 1   |
|                            |                                         | <b>Total</b>                                                     |             |             |             |             |             |             | <b>3</b>    | <b>4</b>    | <b>333</b>  | <b>605</b>  | <b>340</b> | <b>625</b> | <b>676</b>   | <b>1234</b>  |     |
|                            |                                         | <b>GRAND TOTAL</b>                                               | <b>3681</b> | <b>6565</b> | <b>3109</b> | <b>5603</b> | <b>3306</b> | <b>5407</b> | <b>4746</b> | <b>6889</b> | <b>3061</b> | <b>4545</b> | <b>365</b> | <b>667</b> | <b>18268</b> | <b>29676</b> |     |

F - Female T - Total

Table 03 - 05 (a)

**NEW REGISTRATIONS AND ENROLMENT <sup>(1)</sup> OF THE  
UNIVERSITY OF COLOMBO, INSTITUTE FOR AGRO-TECHNOLOGY AND RURAL SCIENCES: 2016 - 2018**

| Year<br>Academic Programme <sup>(2)</sup>        |                                     | 2016   |       | 2017   |       | 2018   |       |
|--------------------------------------------------|-------------------------------------|--------|-------|--------|-------|--------|-------|
|                                                  |                                     | Female | Total | Female | Total | Female | Total |
| New Registration to Diploma in Agro - Technology |                                     | 35     | 86    | 25     | 80    | 113    | 279   |
| Enrolment                                        | Diploma in Agro-Technology          | 30     | 142   | 65     | 140   | -      | -     |
|                                                  | Higher Diploma in Agro - Technology | 9      | 56    | 20     | 65    | -      | -     |
|                                                  | Bachelor of Agro - Technology       | 4      | 44    | 10     | 45    | 231    | 621   |
| <b>Total Enrolment</b>                           |                                     | 43     | 242   | 95     | 250   | 231    | 621   |

**Note:**

- (1) This Course is designed to provide opportunity for people who are involved in agriculture to have higher education together with ICT to their skills, so that they could be involved in knowledge and skill based agriculture.
- (2) As a result of the curriculum revision of the institute, students are admitted to the degree level here onwards. Further more, students can exist after completing second year with Higher Diploma and the duration of degree programme is four year.

Table 03 - 05 (b)

**NEW REGISTRATIONS, ENROLMENT AND OUTPUT OF THE  
INSTITUTE OF TECHNOLOGY, UNIVERSITY OF MORATUWA: 2016 - 2018**

| Programme & Year | National Diploma in Technology |       |        |       |        |       |
|------------------|--------------------------------|-------|--------|-------|--------|-------|
|                  | 2016                           |       | 2017   |       | 2018   |       |
|                  | Female                         | Total | Female | Total | Female | Total |
| New Registration | 44                             | 347   | 44     | 349   | 168    | 800   |
| Enrolment        | 150                            | 1031  | 142    | 1024  | 263    | 1282  |
| Output           | 48                             | 259   | 51     | 262   | 43     | 286   |

Table 03 - 06

**NEW REGISTRATIONS AND ENROLMENT OF EXTERNAL DEGREE PROGRAMMES BY HIGHER EDUCATIONAL INSTITUTION - 2018**  
(Universities and HEIs established under the Universities Act)

| Academic Programme |                   | Sex    | University/HEI |            |                     |          |          |        |        |                        |               |          |              |         |                          |                                           | Total |        |
|--------------------|-------------------|--------|----------------|------------|---------------------|----------|----------|--------|--------|------------------------|---------------|----------|--------------|---------|--------------------------|-------------------------------------------|-------|--------|
|                    |                   |        | Colombo        | Peradeniya | Sri Jayawardenepura | Kelaniya | Moratuwa | Jaffna | Ruhuna | Eastern <sup>(2)</sup> | South Eastern | Rajarata | Sabaragamuwa | Wayamba | Visual & Performing Arts | University of Colombo School of Computing |       |        |
| Arts               | New Registrations | Female |                |            | 1458                | 5791     |          |        |        |                        |               |          |              |         |                          |                                           |       | 7249   |
|                    |                   | Total  |                | (1)        | 1822                | 6721     |          | (1)    | (1)    | (1)                    | (1)           |          | (1)          |         | (1)                      |                                           |       | 8543   |
|                    | Enrolment         | Female |                | 7015       | 55458               | 69639    |          | 9767   | 2589   | 44                     | 3844          |          | 151          |         |                          | 49                                        |       | 148556 |
|                    |                   | Total  |                | 9493       | 74432               | 86824    |          | 14768  | 3119   | 74                     | 7389          |          | 219          |         |                          | 58                                        |       | 196376 |
| Management         | New Registrations | Female |                | 87         | 418                 | 735      |          |        |        | 95                     |               |          |              |         |                          |                                           |       | 1335   |
|                    |                   | Total  |                | 170        | 581                 | 1037     |          | (1)    |        | 250                    | (1)           | (1)      | (1)          |         |                          |                                           |       | 2038   |
|                    | Enrolment         | Female |                | 408        | 56492               | 8239     |          | 207    |        | 106                    | 1023          | 1844     | 1            |         |                          |                                           |       | 68320  |
|                    |                   | Total  |                | 879        | 91245               | 11826    |          | 493    |        | 292                    | 3386          | 3287     | 10           |         |                          |                                           |       | 111418 |
| Commerce           | New Registrations | Female |                |            | 497                 | 56       |          | 72     |        |                        |               |          |              |         |                          |                                           |       | 625    |
|                    |                   | Total  |                |            | 676                 | 77       |          | 141    |        |                        | (1)           |          |              |         |                          |                                           |       | 894    |
|                    | Enrolment         | Female |                |            | 7508                | 184      |          | 1665   |        |                        | 293           |          |              |         |                          |                                           |       | 9650   |
|                    |                   | Total  |                |            | 11520               | 292      |          | 2842   |        |                        | 620           |          |              |         |                          |                                           |       | 15274  |
| Agriculture        | New Registrations | Female |                |            |                     |          |          |        |        |                        |               |          | 50           |         |                          |                                           |       | 50     |
|                    |                   | Total  |                |            |                     |          |          |        |        |                        |               |          | 130          |         |                          |                                           |       | 130    |
|                    | Enrolment         | Female |                |            |                     |          |          |        |        |                        |               |          | 115          |         |                          |                                           |       | 115    |
|                    |                   | Total  |                |            |                     |          |          |        |        |                        |               |          | 332          |         |                          |                                           |       | 332    |

Table 03 - 06 (Contd.)

**NEW REGISTRATIONS AND ENROLMENT OF EXTERNAL DEGREE PROGRAMMES BY HIGHER EDUCATIONAL INSTITUTION - 2018**  
(Universities and HEIs established under the Universities Act)

| Academic Programme     | University/HEI    | Sex    | Colombo | Peradeniya | Sri Jayewardenepura | Kelaniya | Moratuwa | Jaffna | Ruhuna | Eastern <sup>(2)</sup> | South Eastern | Rajarata | Sabaragamuwa | Wayamba | Visual & Performing Arts | University of Colombo School of Computing | Total  |      |     |
|------------------------|-------------------|--------|---------|------------|---------------------|----------|----------|--------|--------|------------------------|---------------|----------|--------------|---------|--------------------------|-------------------------------------------|--------|------|-----|
|                        |                   |        |         |            |                     |          |          |        |        |                        |               |          |              |         |                          |                                           |        |      |     |
| Science                | New Registrations | Female | 38      |            |                     |          |          |        |        |                        |               |          |              |         |                          |                                           |        | 38   |     |
|                        |                   | Total  | 118     |            |                     | (1)      |          |        |        |                        |               |          | (1)          |         |                          |                                           |        |      | 118 |
|                        | Enrolment         | Female | 66      |            |                     | 113      |          |        |        |                        |               |          | 105          |         |                          |                                           |        |      | 284 |
|                        |                   | Total  | 196     |            |                     | 189      |          |        |        |                        |               |          | 188          |         |                          |                                           |        |      | 573 |
| Computer Science/IT    | New Registrations | Female |         |            |                     |          | 90       |        |        |                        |               |          |              |         |                          |                                           | 679    | 769  |     |
|                        |                   | Total  |         |            |                     |          | 198      |        |        |                        |               |          |              |         |                          |                                           | 1461   | 1659 |     |
|                        | Enrolment         | Female |         |            |                     |          | 820      |        |        |                        |               |          |              |         |                          |                                           | 1915   | 2735 |     |
|                        |                   | Total  |         |            |                     |          | 1978     |        |        |                        |               |          |              |         |                          |                                           | 4445   | 6423 |     |
| Allied Health Sciences | New Registrations | Female |         |            |                     | 8        |          |        |        |                        |               |          |              |         |                          |                                           |        | 8    |     |
|                        |                   | Total  |         |            |                     | 20       |          |        |        | (1)                    |               |          |              |         |                          |                                           |        | 20   |     |
|                        | Enrolment         | Female |         |            |                     | 12       |          |        |        |                        | 15            |          |              |         |                          |                                           |        | 27   |     |
|                        |                   | Total  |         |            |                     | 43       |          |        |        |                        | 46            |          |              |         |                          |                                           |        | 89   |     |
| Total                  | New Registrations | Female | 38      | 87         | 2373                | 6590     | 90       | 72     |        | 95                     |               |          |              | 50      |                          | 679                                       | 10074  |      |     |
|                        |                   | Total  | 118     | 170        | 3079                | 7855     | 198      | 141    |        |                        | 250           |          |              |         | 130                      | 1461                                      | 13402  |      |     |
|                        | Enrolment         | Female | 66      | 7423       | 119458              | 78187    | 820      | 11639  | 2589   | 165                    | 5160          | 1949     | 152          | 115     | 49                       | 1915                                      | 229687 |      |     |
|                        |                   | Total  | 196     | 10372      | 177197              | 99174    | 1978     | 18103  | 3119   | 412                    | 11395         | 3475     | 229          | 332     | 58                       | 4445                                      | 330485 |      |     |

Note :

- (1) No new registrations in this year.  
(2) Eastern includes Trincomalee campus too.