

UNIVERSITY ADMISSION

CHAPTER 2

University Admission means selection of students by the UGC for registration to undergraduate courses of the Universities and Higher Educational Institutes (HEIs) established under the Universities Act.

This Chapter presents the summary of undergraduate students selected to said Universities & HEIs for the Academic Year 2018/2019 based on the results of the GCE (A/L) Examination held in 2018, admitted in 2019.

Accordingly, undergraduate admission presented in this Chapter refers to the count of students selected to said Universities & HEIs by UGC for 2018/2019 intake.

Table 02 - 01

NUMBER OF CANDIDATES QUALIFYING AND SELECTED TO UNDERGRADUATE COURSES OF THE HIGHER EDUCATIONAL INSTITUTIONS : Academic Years 2015/2016 - 2018/2019
(Universities and HEIs established under the Universities Act.)

| Year of GCE (A/L) Year of Admission | | 2015 2015/2016 | | | 2016 2016/2017 | | | 2017 2017/2018 | | | 2018 ⁽⁷⁾ 2018/2019 | | |
|--|--------|------------------------------|-----------------------------|------------|------------------------------|-----------------------------|------------|------------------------------|-----------------------------|------------|----------------------------------|-----------------------------|------------|
| Subject Stream | | No. Qualified ⁽¹⁾ | No. Admitted ⁽²⁾ | Percentage | No. Qualified ⁽¹⁾ | No. Admitted ⁽³⁾ | Percentage | No. Qualified ⁽¹⁾ | No. Admitted ⁽⁴⁾ | Percentage | No. Qualified ⁽¹⁾ | No. Admitted ⁽⁵⁾ | Percentage |
| Arts | Total | 65,511 | 9,891 | 15.10 | 64,218 | 9,418 | 14.67 | 68,534 | 9,923 | 14.48 | 69,173 | 10,400 | 15.03 |
| | Female | 49,802 | 8,135 | 16.33 | 49,420 | 7,742 | 15.67 | 52,922 | 8,196 | 15.49 | 54,330 | 8,699 | 16.01 |
| Commerce | Total | 40,918 | 5,441 | 13.30 | 38,768 | 5,793 | 14.94 | 39,265 | 6,179 | 15.74 | 36,322 | 6,020 | 16.57 |
| | Female | 24,050 | 3,431 | 14.27 | 23,288 | 3,740 | 16.06 | 23,130 | 3,938 | 17.03 | 21,906 | 4,016 | 18.33 |
| Physical Science | Total | 15,809 | 5,374 | 33.99 | 18,211 | 6,023 | 33.07 | 17,593 | 5,787 | 32.89 | 18,538 | 5,707 | 30.79 |
| | Female | 5,461 | 1,580 | 28.93 | 6,409 | 1,807 | 28.19 | 6,231 | 1,772 | 28.44 | 6,686 | 1,729 | 25.86 |
| Biological Science | Total | 24,877 | 6,288 | 25.28 | 25,876 | 7,032 | 27.18 | 25,185 | 6,889 | 27.35 | 27,422 | 7,014 | 25.58 |
| | Female | 17,451 | 4,285 | 24.55 | 18,481 | 4,807 | 26.01 | 18,220 | 4,783 | 26.25 | 20,068 | 4,850 | 24.17 |
| Other ⁽⁶⁾ | Total | 1,582 | 210 | 13.27 | 2,020 | 324 | 16.04 | 2,111 | 370 | 17.53 | 2,338 | 385 | 16.47 |
| | Female | 1,017 | 80 | 7.87 | 1,169 | 142 | 12.15 | 1,215 | 174 | 14.32 | 1,263 | 169 | 13.38 |
| Engineering Technology | Total | 3,947 | 1,130 | 28.63 | 6,711 | 1,215 | 18.10 | 6,169 | 1,309 | 21.22 | 8,108 | 1,361 | 16.79 |
| | Female | 733 | 260 | 35.47 | 936 | 183 | 19.55 | 864 | 179 | 20.72 | 1,036 | 205 | 19.79 |
| Biosystem Technology | Total | 2,906 | 721 | 24.81 | 4,713 | 857 | 18.18 | 4,303 | 958 | 22.26 | 6,091 | 994 | 16.32 |
| | Female | 2,245 | 583 | 25.97 | 3,471 | 685 | 19.73 | 3,110 | 727 | 23.38 | 4,355 | 738 | 16.95 |
| Total | Total | 155,550 | 29,055 | 18.68 | 160,517 | 30,662 | 19.10 | 163,160 | 31,415 | 19.25 | 167,992 | 31,881 | 18.98 |
| | Female | 100,759 | 18,354 | 18.22 | 103,174 | 19,106 | 18.52 | 105,692 | 19,769 | 18.70 | 109,644 | 20,406 | 18.61 |

Note :

- (1) All the candidates who attained the minimum requirements for admission to the universities at the GCE (A/L) Examination.
- (2) Excludes 28 students who admitted under foreign intake and teachers intake.
- (3) Excludes 6 students who admitted under foreign intake and teachers intake.
- (4) Excludes 36 students who admitted under foreign intake and teachers intake.
- (5) Excludes 21 students who admitted under foreign intake and teachers intake.
- (6) "Other" refers to odd subject combinations introduced from GCE (A/L) 2011.
- (7) Provisional.

Chart - 01

COMPOSITION OF STUDENT NUMBER ELIGIBLE TO ENTER AND SELECTED TO HIGHER EDUCATIONAL INSTITUTIONS : Academic Year 2016/17 - 2018/19
 (Universities and HEIs established under the Universities Act.)

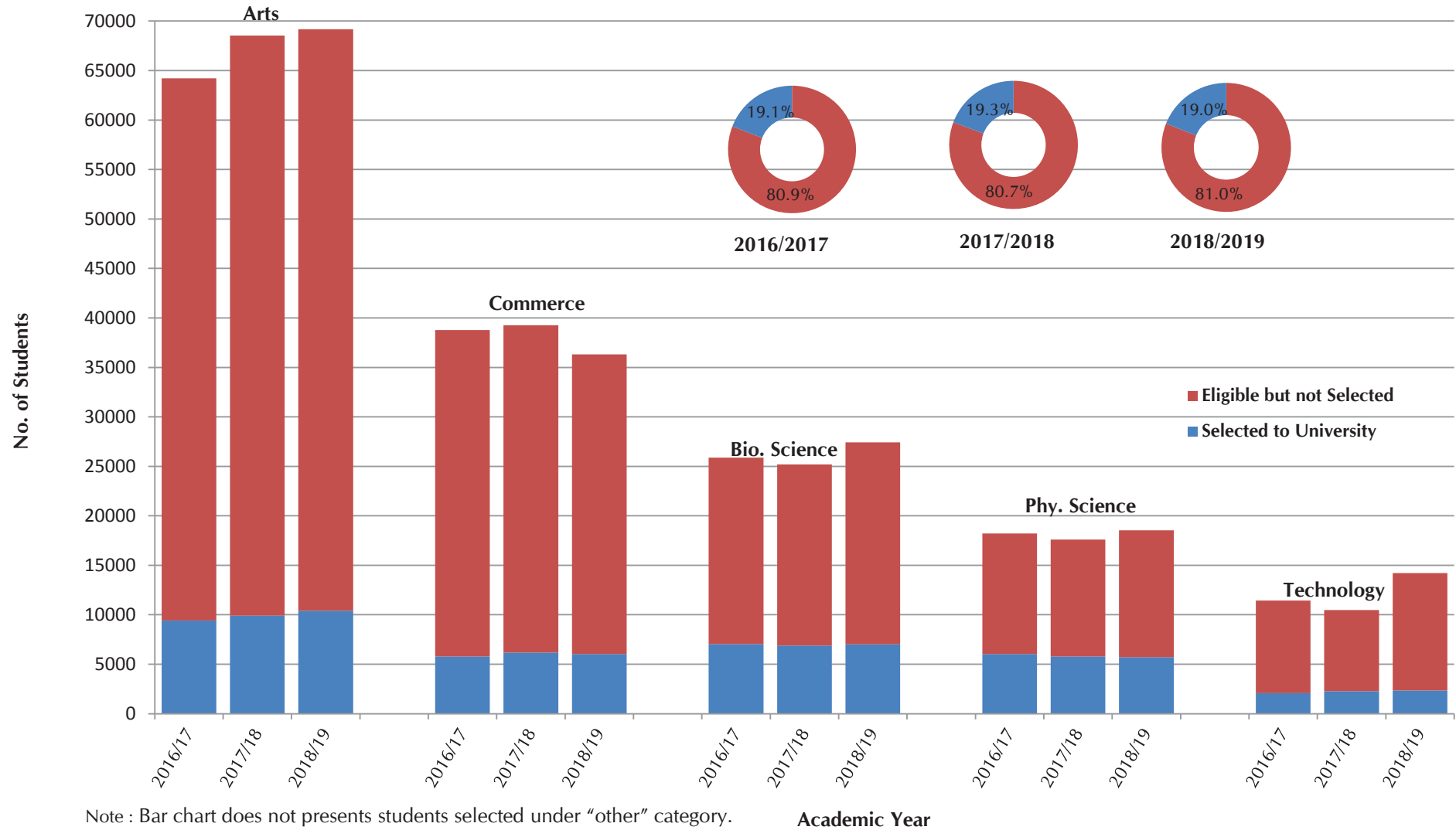


Table 02 - 02

UNDERGRADUATE ADMISSIONS⁽⁵⁾ BY ACADEMIC PROGRAMME AND SEX : Academic Year 2018/2019
(Universities and HEIs established under the Universities Act.)

| University/HEI | Faculty/ Academic Programme | Sex | University/HEI | | | | | | | | | | | | | | | | | | |
|---------------------|-----------------------------------|-----|------------------------|------------|---------------------|----------|----------|-----------------------|--------|------------------------|---------------|----------|--------------|---------|-----|----------------------------|-------------------------------------|---|--------------------------------|--|-------|
| | | | Colombo ⁽⁴⁾ | Peradeniya | Sri Jayewardenepura | Kelaniya | Moratuwa | Jaffna ⁽⁴⁾ | Ruhuna | Eastern ⁽⁴⁾ | South Eastern | Rajarata | Sabaragamuwa | Wayamba | Uva | Visual and Performing Arts | Institute of Indigenous Medicine | Gampaha Wickramarachi Ayurveda Institute | Swami Vipulananda Institute | University of Colombo School of Computing | Total |
| Arts | Female | | 803 | 930 | 822 | 1338 | | 751 | 448 | 702 | 659 | 426 | 290 | | | 499 | | | 242 | | 7910 |
| | Total | | 944 | 1122 | 1018 | 1568 | | 870 | 523 | 837 | 814 | 492 | 348 | | | 620 | | | 282 | | 9438 |
| Management | Female | | 377 | 119 | 693 | 372 | 62 | 364 | 274 | 189 | 78 | 313 | 257 | 364 | 89 | | | | | | 3551 |
| | Total | | 580 | 175 | 1053 | 548 | 98 | 525 | 400 | 257 | 131 | 474 | 371 | 550 | 126 | | | | | | 5288 |
| Commerce | Female | | | | 91 | 137 | | 59 | | 63 | 83 | | | | | | | | | | 433 |
| | Total | | | | 125 | 200 | | 104 | | 100 | 114 | | | | | | | | | | 643 |
| Law | Female | | 216 | 48 | | | | 54 | | | | | | | | | | | | | 318 |
| | Total | | 250 | 50 | | | | 66 | | | | | | | | | | | | | 366 |
| Science | Female | | 257 | 256 | 441 | 306 | | 261 | 251 | 136 | 137 | 236 | 194 | 90 | 56 | | | | | | 2621 |
| | Total | | 511 | 532 | 786 | 596 | | 575 | 471 | 326 | 260 | 424 | 372 | 200 | 116 | | | | | | 5169 |
| Medicine | Female | | 100 | 114 | 104 | 112 | | 96 | 134 | 44 | | 129 | 48 | 46 | | | | | | | 927 |
| | Total | | 201 | 205 | 161 | 171 | | 150 | 202 | 72 | | 182 | 75 | 75 | | | | | | | 1494 |
| Dental Surgery | Female | | | 52 | | | | | | | | | | | | | | | | | 52 |
| | Total | | | 81 | | | | | | | | | | | | | | | | | 81 |
| Veterinary Medicine | Female | | | 61 | | | | | | | | | | | | | | | | | 61 |
| | Total | | | 99 | | | | | | | | | | | | | | | | | 99 |
| Agriculture | Female | | | 155 | | | | 81 | 192 | 55 | | 129 | 132 | 265 | 228 | | | | | | 1237 |
| | Total | | | 246 | | | | 125 | 249 | 74 | | 165 | 188 | 351 | 311 | | | | | | 1709 |

Table 02 - 02

UNDERGRADUATE ADMISSIONS⁽⁵⁾ BY ACADEMIC PROGRAMME AND SEX : Academic Year 2018/2019
(Universities and HEIs established under the Universities Act)

| Faculty/ Academic Programme | Sex | University/HEI | | | | | | | | | | | | | | | | | | |
|---|--------|------------------------|------------|---------------------|----------|----------|-----------------------|--------|------------------------|---------------|----------|--------------|---------|-----|----------------------------|-------------------------------------|---|--------------------------------|--|-------|
| | | Colombo ⁽⁴⁾ | Peradeniya | Sri Jayawardenepura | Kelaniya | Moratuwa | Jaffna ⁽⁴⁾ | Ruhuna | Eastern ⁽⁴⁾ | South Eastern | Rajarata | Sabaragamuwa | Wayamba | Uva | Visual and Performing Arts | Institute of Indigenous Medicine | Gampaha Wickramarachi Ayurveda Institute | Swami Vipulananda Institute | University of Colombo School of Computing | Total |
| Engineering | Female | | 114 | 35 | | 160 | 45 | 69 | | 18 | | | | | | | | | | 441 |
| | Total | | 416 | 120 | | 839 | 175 | 275 | | 90 | | | | | | | | | | 1915 |
| Fashion Design/ Transport & Logistic Management | Female | | | | | 56 | | | | | | | | | | | | | | 56 |
| | Total | | | | | 106 | | | | | | | | | | | | | | 106 |
| Architecture/Quantity Surveying ⁽¹⁾ | Female | | | | | 216 | | | | | | | | | | | | | | 216 |
| | Total | | | | | 393 | | | | | | | | | | | | | | 393 |
| Computer Science/IT ⁽²⁾ | Female | | 32 | 28 | 58 | 173 | 63 | 11 | 20 | 94 | 49 | 30 | | 61 | | | | | 101 | 720 |
| | Total | | 48 | 48 | 196 | 296 | 148 | 50 | 97 | 118 | 75 | 99 | | 116 | | | | | 298 | 1589 |
| Allied Health Sciences ⁽³⁾ | Female | 93 | 134 | 71 | 43 | | 124 | 116 | 24 | | | | | | | | | | | 605 |
| | Total | 131 | 192 | 90 | 48 | | 176 | 155 | 36 | | | | | | | | | | | 828 |
| Indigeneous Medicine | Female | | | | | | 52 | | 52 | | | | | | 181 | 86 | | | | 371 |
| | Total | | | | | | 73 | | 75 | | | | | | 241 | 114 | | | | 503 |
| Technology | Female | 105 | | 104 | 46 | | 114 | 55 | 60 | 85 | 106 | 59 | 90 | 75 | | | | | | 899 |
| | Total | 226 | | 322 | 162 | | 301 | 186 | 78 | 161 | 276 | 150 | 247 | 172 | | | | | | 2281 |
| Total | Female | 1951 | 2015 | 2389 | 2412 | 667 | 2064 | 1550 | 1345 | 1154 | 1388 | 1010 | 855 | 509 | 499 | 181 | 86 | 242 | 101 | 20418 |
| | Total | 2843 | 3166 | 3723 | 3489 | 1732 | 3288 | 2511 | 1952 | 1688 | 2088 | 1603 | 1423 | 841 | 620 | 241 | 114 | 282 | 298 | 31902 |

Note:

- (1) Includes all other courses conducted in the Architecture Faculty such as Design, Town & Country Planning, Landscape Architecture and Facilities Management too.
- (2) Includes the Management & Information Technology, Information Technology, Information & Communication Technology, Information Technology and Management, Computation & Management, Business Information Systems, Information Systems, Computer Science and Technology, etc.
- (3) Includes Nursing, Pharmacy, Medical Laboratories Sciences, Radiography, Physiotherapy and Speech & Hearing Sciences.
- (4) Colombo, Jaffna and Eastern Universities include Sri Palee, Vavuniya and Trincomalee Campuses respectively too.
- (5) Provisional.

Chart - 02

UNDERGRADUATE ADMISSIONS BY ACADEMIC PROGRAMME AND SEX:
Academic Year 2016/17 -2018/19
 (Universities and HEIs established under the Universities Act.)

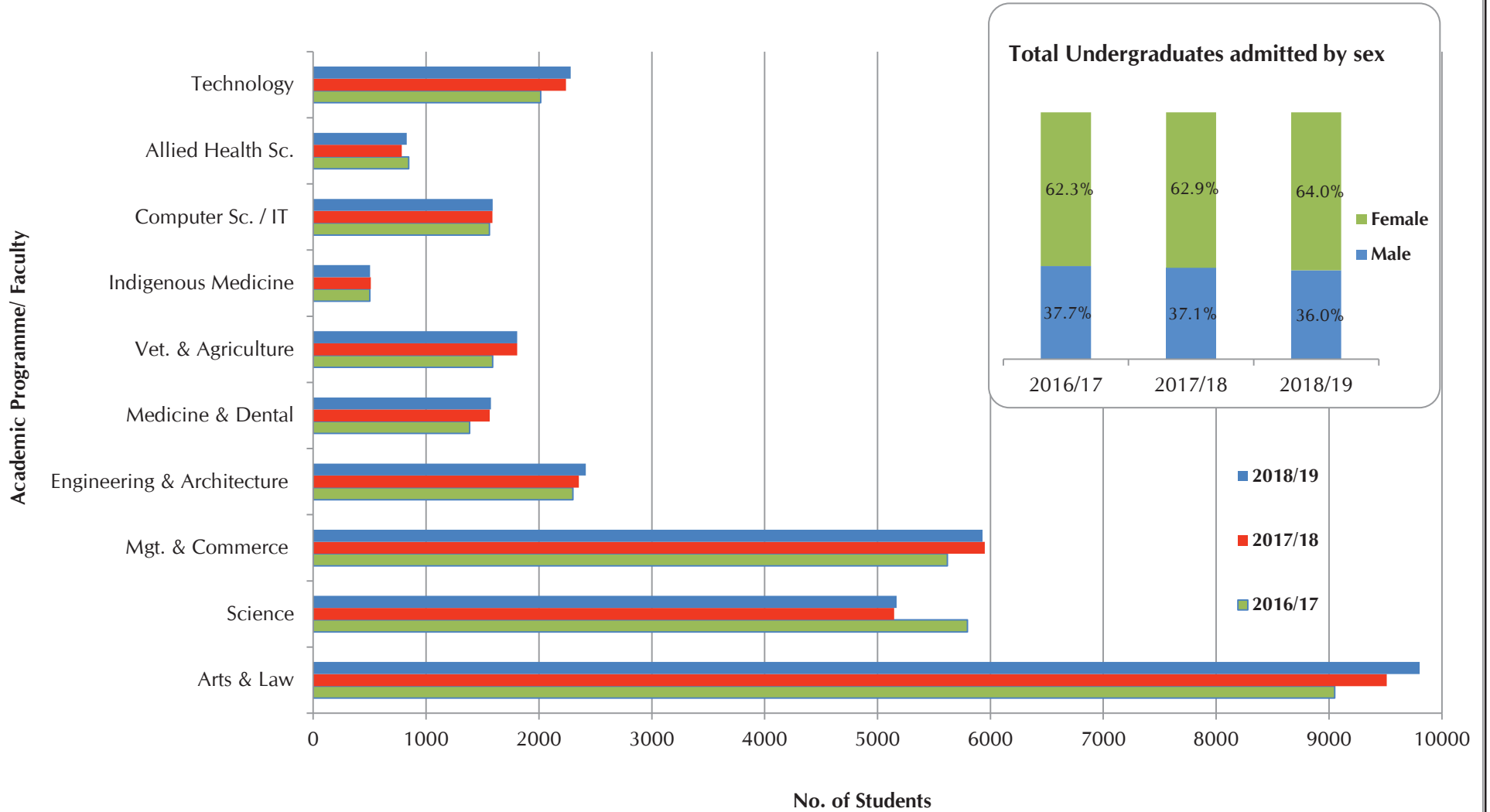


Chart - 03

UNDERGRADUATE ADMISSIONS BY UNIVERSITY : Academic Year 2016/17 - 2018/19
 (Universities and HEIs established under the Universities Act.)

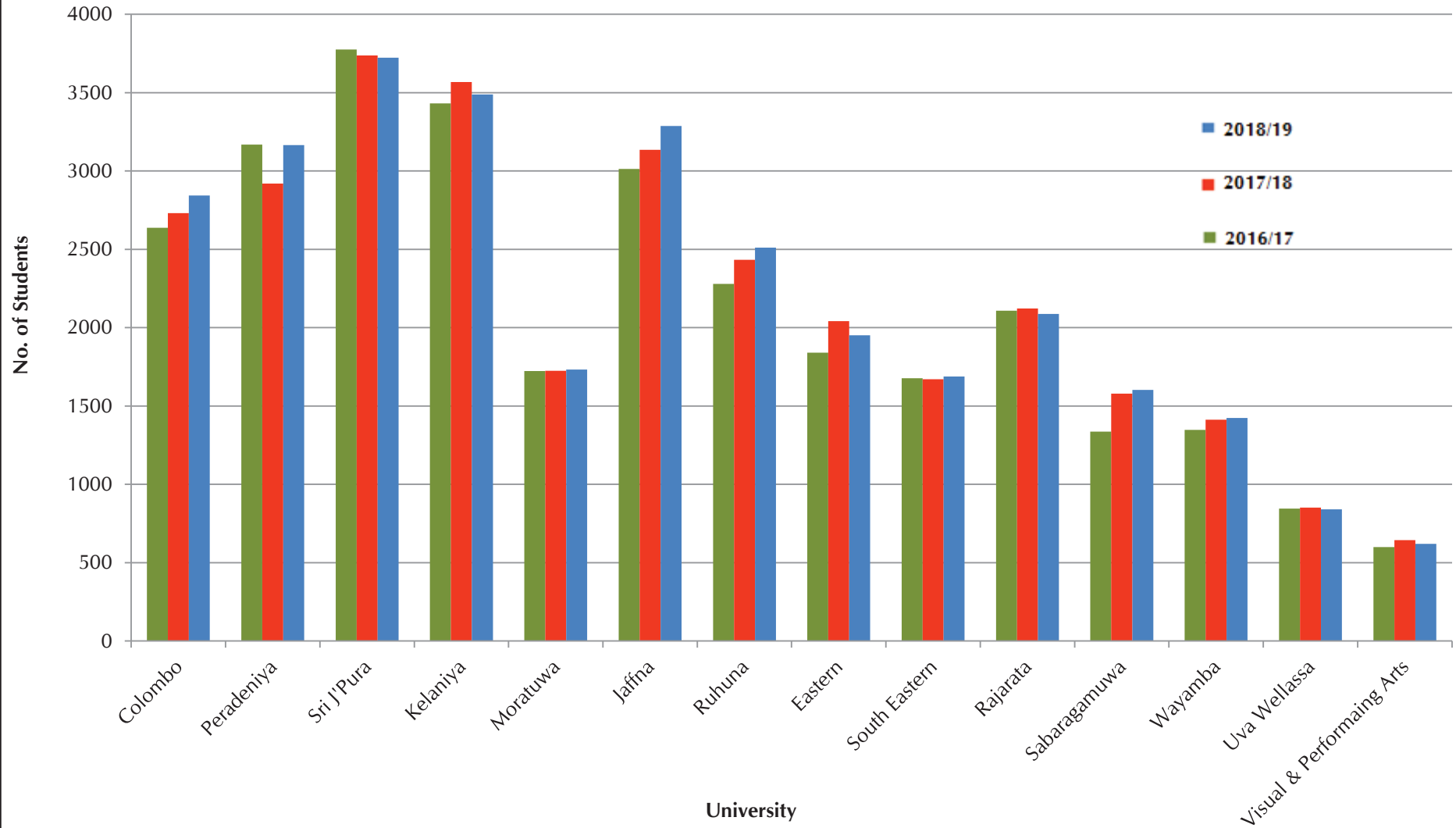


Table 02 - 03

UNDERGRADUATE ADMISSIONS⁽³⁾ BY DISTRICT : Academic Year 2018/2019
(Universities and HEIs established under the Universities Act.)

| Academic Programme \ District | District | | | | | | | | | | | | | | | | | | | | | | | | Special & Additional Intakes ⁽¹⁾ | Total | |
|--|----------|---------|----------|--------|-------|--------------|-------|--------|------------|--------|-----------|--------|-----------|----------|-------------|------------|--------|----------|-----------|--------------|-------------|---------|------------|---------|---|-------|------------|
| | Colombo | Gampaha | Kalutara | Matale | Kandy | Nuwara Eliya | Galle | Matara | Hambantota | Jaffna | Kilinochi | Mannar | Mullativu | Vavuniya | Trincomalee | Batticaloa | Ampara | Puttalam | Kurunegla | Anuradhapura | Polonnaruwa | Badulla | Monaragala | Kegalle | | | Rathnapura |
| Agri Business Mgt. | 6 | 4 | 4 | 1 | 3 | 1 | 4 | 7 | 1 | 1 | 1 | 1 | 1 | 1 | 1 | 1 | 1 | 2 | 4 | 2 | 1 | 1 | 1 | 1 | 2 | | 53 |
| Agri Resource Mgt. & Technology | 13 | 12 | 10 | 2 | 9 | 4 | 17 | 10 | 5 | 4 | 1 | 1 | 1 | 1 | 2 | 3 | 4 | 6 | 10 | 5 | 2 | 6 | 2 | 6 | 12 | | 148 |
| Agricultural Technology & Management | 19 | 14 | 8 | 7 | 23 | 5 | 12 | 8 | 5 | 7 | 1 | 1 | 1 | 1 | 3 | 3 | 4 | 9 | 26 | 8 | 3 | 5 | 3 | 8 | 14 | | 198 |
| Agriculture | 83 | 59 | 35 | 10 | 46 | 16 | 30 | 26 | 20 | 35 | 3 | 5 | 3 | 5 | 9 | 11 | 21 | 21 | 67 | 24 | 8 | 24 | 11 | 29 | 33 | | 634 |
| Animal Science | 7 | 4 | 2 | 1 | 4 | 1 | 5 | 4 | 2 | 1 | 1 | 1 | 1 | 1 | 1 | 3 | 1 | 3 | 7 | 2 | 1 | 2 | 1 | 2 | 5 | | 63 |
| Animal Science & Fisheries | 4 | 3 | 1 | 1 | 5 | 1 | 2 | 4 | 1 | 4 | 1 | 1 | 1 | 1 | 3 | 1 | 1 | 1 | 4 | 1 | 1 | 1 | 1 | 1 | 3 | | 48 |
| Applied Sciences (Bio.) | 48 | 26 | 22 | 5 | 39 | 8 | 18 | 10 | 7 | 6 | 1 | 1 | 1 | 2 | 4 | 6 | 7 | 9 | 27 | 10 | 4 | 11 | 5 | 19 | 21 | | 317 |
| Applied Sciences (Phy.) | 103 | 59 | 27 | 9 | 32 | 14 | 49 | 39 | 27 | 15 | 2 | 2 | 2 | 3 | 8 | 14 | 13 | 19 | 40 | 17 | 8 | 18 | 9 | 19 | 26 | | 574 |
| Aquatic Resources Technology | 5 | 5 | 3 | 2 | 6 | 1 | 5 | 8 | 2 | 1 | 1 | 1 | 1 | 1 | 1 | 1 | 1 | 2 | 4 | 2 | 1 | 3 | 1 | 3 | 3 | | 64 |
| Arabic Language | 6 | 37 | 9 | | 5 | | 6 | 3 | | | | 2 | | 1 | 9 | 15 | 44 | 13 | 31 | 1 | | | | 17 | | | 199 |
| Architecture | 8 | 7 | 5 | 1 | 8 | 1 | 4 | 2 | 1 | 5 | | | | 1 | 1 | 1 | 1 | | 8 | 1 | | 3 | 2 | 4 | 4 | | 68 |
| Art & Design (Ramanathan) | | | | 2 | 1 | 2 | | 1 | | 3 | 1 | 1 | | 1 | 5 | 3 | 2 | 2 | 4 | 3 | | | | 2 | | | 33 |
| Arts | 323 | 464 | 388 | 145 | 319 | 122 | 451 | 304 | 261 | 288 | 34 | 34 | 39 | 58 | 141 | 167 | 228 | 209 | 573 | 346 | 113 | 217 | 152 | 255 | 381 | 937 | 6949 |
| Arts (SP) ⁽²⁾ / Mass Media | 14 | 12 | 13 | | 3 | | 8 | 4 | 4 | | | | | | 1 | | | 1 | 10 | 1 | | 3 | 2 | | 2 | | 78 |
| Arts (SP) ⁽²⁾ / Performing Arts | 7 | 1 | 6 | | 5 | | 3 | 10 | 4 | | | | | | | | 1 | 1 | 12 | 11 | | 4 | 4 | 5 | 4 | | 78 |
| Arts (SAB) - A ⁽²⁾ | 15 | 17 | 5 | 4 | 2 | 2 | 6 | 9 | 7 | 1 | 1 | | | | 1 | | 3 | 3 | 15 | 5 | 1 | 7 | | 20 | 18 | 66 | 208 |
| Arts (SAB) - B ⁽²⁾ | 25 | 7 | 14 | | | | 36 | 31 | | | | | | | | | | | 2 | | | 1 | | | 1 | | 117 |
| Ayurvedic Medicine & Surgery | 43 | 27 | 20 | 7 | 14 | 7 | 21 | 17 | 15 | | | | | 2 | 4 | | 7 | 13 | 29 | 13 | 4 | 15 | 4 | 12 | 22 | | 296 |
| Biological Science | 223 | 134 | 80 | 24 | 101 | 32 | 72 | 65 | 46 | 39 | 5 | 7 | 5 | 7 | 18 | 23 | 29 | 41 | 93 | 44 | 17 | 57 | 20 | 45 | 74 | 5 | 1306 |
| Biosystems Technology | 78 | 73 | 47 | 20 | 54 | 28 | 34 | 37 | 28 | 24 | 3 | 3 | 4 | 10 | 17 | 22 | 31 | 29 | 64 | 37 | 20 | 48 | 17 | 46 | 68 | | 842 |
| Business Information Systems (Special) | 12 | 3 | 2 | 1 | 3 | 2 | 2 | 1 | 1 | 1 | 1 | 1 | 1 | 1 | 1 | 2 | 1 | 1 | 3 | 1 | 2 | 1 | 1 | 1 | 2 | | 48 |
| Business Science | 24 | 14 | 7 | 3 | 4 | 2 | 6 | 3 | 2 | 2 | 1 | 1 | 1 | 1 | 1 | 2 | 3 | 2 | 4 | 4 | 1 | 3 | 1 | 2 | 4 | | 98 |
| Commerce | 137 | 57 | 38 | 12 | 38 | 17 | 42 | 19 | 23 | 14 | 3 | 2 | 2 | 7 | 8 | 11 | 14 | 17 | 46 | 23 | 16 | 22 | 11 | 24 | 36 | 4 | 643 |

Table 02 - 03 (Contd.)

UNDERGRADUATE ADMISSIONS⁽³⁾ BY DISTRICT : Academic Year 2018/2019
(Universities and HEIs established under the Universities Act.)

| Academic Programme \ District | District | | | | | | | | | | | | | | | | | | | | | | | | | Special & Additional Intakes ⁽¹⁾ | Total |
|---|----------|---------|----------|--------|-------|--------------|-------|--------|------------|--------|-----------|--------|-----------|----------|-------------|------------|--------|----------|-----------|--------------|-------------|---------|------------|---------|------------|---|-------------|
| | Colombo | Gampaha | Kalutara | Matale | Kandy | Nuwara Eliya | Galle | Matara | Hambantota | Jaffna | Kilinochi | Mannar | Mullativu | Vavuniya | Trincomalee | Batticaloa | Ampara | Puttalam | Kurunegla | Anuradhapura | Polonnaruwa | Badulla | Monaragala | Kegalle | Rathnapura | | |
| Communication Studies | 4 | 10 | 6 | 7 | 10 | 3 | 12 | 9 | 8 | | | | | 1 | 1 | 1 | 4 | 6 | 17 | 15 | 3 | 4 | 6 | 13 | 8 | | 148 |
| Computation & Management | 4 | 3 | 1 | 1 | 6 | 2 | 1 | 2 | 1 | 1 | 2 | 1 | 1 | 1 | 3 | 1 | 1 | 2 | 4 | 2 | 1 | 2 | 2 | 1 | 2 | | 48 |
| Computer Science | 111 | 33 | 19 | 6 | 23 | 10 | 36 | 27 | 18 | 15 | 2 | 2 | 1 | 3 | 6 | 8 | 11 | 12 | 32 | 16 | 6 | 12 | 7 | 12 | 19 | | 447 |
| Computer Science & Technology | 3 | 5 | 2 | 1 | 3 | 1 | 3 | 2 | 1 | 15 | 1 | 1 | 1 | 1 | 1 | 1 | 1 | 1 | 2 | 2 | 1 | 2 | 1 | 1 | 5 | | 58 |
| Computing & Information Systems | 9 | 8 | 3 | 2 | 4 | 2 | 8 | 8 | 6 | 15 | 1 | 1 | 1 | 1 | 1 | 4 | 2 | 2 | 5 | 4 | 1 | 3 | 1 | 3 | 4 | | 99 |
| Dance (Ramanathan) | 7 | | | 4 | 5 | 4 | | | | 15 | 4 | 2 | 1 | 5 | 5 | 11 | 5 | 1 | | | | | | 1 | 3 | | 73 |
| Dance (SVIAS) ⁽²⁾ | 1 | | | 1 | 3 | 2 | | | | 9 | 4 | 3 | 1 | 5 | 6 | 14 | 17 | | | | | 2 | | | | | 68 |
| Dance (UVPA) ⁽²⁾ | 28 | 25 | 13 | 7 | 16 | 7 | 14 | 13 | 7 | | | | | | 4 | | 5 | 9 | 24 | 17 | 4 | 10 | 6 | 12 | 18 | | 239 |
| Dental Surgery | 30 | 5 | 2 | 1 | 4 | 2 | 2 | 4 | 2 | 2 | 1 | 1 | 1 | 1 | 1 | 1 | 2 | 2 | 3 | 3 | 1 | 2 | 1 | 2 | 3 | 2 | 81 |
| Design | 15 | 6 | 5 | | 4 | 2 | 3 | 2 | 1 | 1 | | | | | | 1 | 1 | 1 | 6 | 1 | | 4 | | 2 | 3 | | 58 |
| Drama & Theatre (UVPA) ⁽²⁾ | 8 | 4 | 3 | | 4 | 1 | 3 | 1 | 2 | | | | | | 1 | | | 2 | 6 | 4 | 1 | 2 | 1 | 1 | 3 | | 47 |
| Drama & Theatre (SVIAS) ⁽²⁾ | | 1 | | 2 | 3 | 5 | | | | 6 | 3 | 2 | 1 | 3 | 5 | 12 | 4 | | 1 | | | 8 | | 5 | 7 | | 68 |
| Engineering | 318 | 168 | 76 | 30 | 111 | 47 | 120 | 85 | 70 | 79 | 10 | 7 | 6 | 16 | 27 | 39 | 50 | 56 | 127 | 64 | 25 | 68 | 27 | 66 | 90 | 17 | 1799 |
| Engineering (TM) ⁽²⁾ | 21 | 5 | 2 | 1 | 2 | 2 | 2 | 9 | 1 | 2 | 1 | 1 | 1 | 1 | 1 | 1 | 1 | 2 | 3 | 2 | 1 | 2 | 1 | 1 | 2 | | 68 |
| Engineering (EM) ⁽²⁾ | 9 | 3 | 1 | 1 | 2 | 1 | 1 | 3 | 1 | 7 | 1 | 1 | 1 | 1 | 1 | 1 | 1 | 1 | 5 | 1 | 1 | 1 | 1 | 1 | 1 | | 48 |
| Engineering Technology | 111 | 98 | 62 | 19 | 47 | 32 | 63 | 48 | 31 | 32 | 4 | 3 | 3 | 7 | 13 | 25 | 27 | 31 | 71 | 46 | 15 | 36 | 23 | 31 | 52 | | 930 |
| Entrepreneurship & Management | 10 | 7 | 4 | 1 | 2 | 1 | 4 | 5 | 2 | 1 | 1 | 1 | | 1 | 1 | 1 | 1 | 3 | 5 | 2 | 1 | 3 | 1 | 1 | 4 | | 63 |
| Environmental Conservation & Management | 8 | 5 | 4 | 1 | 2 | 2 | 2 | 4 | 3 | 3 | 1 | 1 | 1 | 1 | 1 | 1 | 1 | 1 | 3 | 4 | 1 | 5 | 1 | 1 | 2 | | 59 |
| Estate Mgt.& Valuation | 8 | 4 | 2 | 2 | 5 | 2 | 5 | 2 | 1 | 2 | 1 | 1 | 1 | 1 | 1 | 1 | 2 | 1 | 4 | 3 | 1 | 3 | 1 | 1 | 3 | | 58 |
| Export Agriculture | 5 | 10 | 5 | 1 | 5 | 1 | 4 | 4 | 1 | 1 | 1 | 1 | 1 | 1 | 1 | 1 | 1 | 2 | 6 | 3 | 1 | 2 | 1 | 2 | 2 | | 63 |
| Facilities Management | 10 | 7 | 2 | 1 | 2 | 1 | 3 | 2 | 2 | 1 | 1 | 1 | 1 | 1 | 1 | 1 | 1 | 1 | 2 | 1 | 1 | 1 | 1 | 1 | 2 | | 48 |
| Fashion Design & Product Development | 11 | 4 | 2 | 1 | 8 | 1 | 4 | 3 | | | | | | | | | 1 | 2 | 3 | | | | | 2 | 4 | | 48 |

Table 02 - 03 (Contd.)

UNDERGRADUATE ADMISSIONS⁽³⁾ BY DISTRICT : Academic Year 2018/2019
(Universities and HEIs established under the Universities Act.)

| Academic Programme \ District | District | | | | | | | | | | | | | | | | | | | | | | | | Special & Additional Intakes ⁽¹⁾ | Total |
|--|----------|---------|----------|--------|-------|--------------|-------|--------|------------|--------|-----------|--------|-----------|----------|-------------|------------|--------|----------|-----------|--------------|-------------|---------|------------|---------|---|-------|
| | Colombo | Gampaha | Kalutara | Matale | Kandy | Nuwara Eliya | Galle | Matara | Hambantota | Jaffna | Kilinochi | Mannar | Mullativu | Vavuniya | Trincomalee | Batticaloa | Ampara | Puttalam | Kurunegla | Anuradhapura | Polonnaruwa | Badulla | Monaragala | Kegalle | | |
| Film & Television Studies | 5 | 7 | 4 | 1 | 4 | 1 | 4 | 2 | 1 | | | | | | 1 | | | 2 | 4 | 1 | 2 | 1 | 2 | 2 | 4 | 48 |
| Financial Engineering | 14 | 5 | 2 | 1 | 4 | 1 | 2 | 1 | 1 | | | 1 | | 1 | | 1 | 2 | 1 | 3 | 1 | | 1 | 1 | 2 | 3 | 48 |
| Fisheries & Marine Sciences | 6 | 8 | 3 | 1 | 3 | 1 | 3 | 4 | 3 | 1 | 1 | 1 | 1 | 1 | 1 | 1 | 1 | 1 | 3 | 2 | 1 | 4 | 1 | 1 | 5 | 58 |
| Food & Nutrition | 18 | 10 | 7 | 1 | 6 | 3 | 7 | 2 | 5 | 10 | 1 | 1 | 1 | 2 | 1 | 2 | 2 | 3 | 6 | 3 | 1 | 3 | 2 | 4 | 7 | 108 |
| Food Business Management | 10 | 6 | 3 | 1 | 4 | 2 | 9 | 12 | 3 | 1 | 1 | 1 | 1 | 1 | 1 | 1 | 2 | 2 | 4 | 2 | 1 | 2 | 2 | 2 | 4 | 78 |
| Food Production & Technology Management | 9 | 9 | 5 | 2 | 5 | 2 | 9 | 5 | 2 | 6 | 1 | 1 | 1 | 1 | 1 | 1 | 2 | 3 | 4 | 2 | 1 | 2 | 1 | 2 | 6 | 83 |
| Food Science & Technology | 39 | 17 | 11 | 3 | 8 | 4 | 9 | 11 | 5 | 4 | 1 | 1 | 1 | 1 | 2 | 3 | 4 | 4 | 12 | 5 | 2 | 6 | 3 | 5 | 7 | 168 |
| Geographical Information Science | 3 | 7 | 3 | 1 | 2 | 1 | 1 | 2 | 1 | 1 | 1 | 2 | 1 | 1 | 2 | 1 | 4 | 1 | 4 | 2 | 1 | 2 | 1 | 1 | 2 | 48 |
| Green Technology | 5 | 5 | 1 | 1 | 5 | 1 | 1 | 2 | 1 | 2 | 1 | 1 | 1 | 1 | 1 | 1 | 1 | 1 | 5 | 1 | 1 | 3 | 1 | 2 | 3 | 48 |
| Health Promotion | 6 | 5 | 2 | 1 | 5 | 3 | 3 | 2 | 1 | 1 | 1 | 1 | 1 | 1 | 2 | 1 | 8 | 3 | 9 | 4 | 1 | 3 | 1 | 3 | 6 | 74 |
| Hospitality Tourism & Events Management | 10 | 9 | 4 | 2 | 4 | 1 | 5 | 2 | 2 | 1 | 1 | 1 | | 1 | 1 | 1 | 1 | 2 | 4 | 2 | 1 | 2 | 2 | 2 | 2 | 63 |
| Industrial Information Technology | 5 | 6 | 3 | 4 | 2 | 2 | 2 | 2 | 2 | 1 | 1 | 1 | 1 | 1 | 2 | 1 | 1 | 1 | 5 | 2 | 1 | 3 | 2 | 2 | 5 | 58 |
| Industrial Statistics & Mathematical Finance | 20 | 14 | 4 | 1 | 3 | 2 | 2 | 5 | 2 | 2 | 1 | 1 | 1 | 1 | 2 | 2 | 2 | 2 | 9 | 2 | 1 | 2 | 1 | 3 | 4 | 88 |
| Information & Communication Technology | 25 | 18 | 7 | 3 | 11 | 5 | 8 | 6 | 3 | 22 | 1 | 2 | 1 | 2 | 2 | 5 | 4 | 4 | 16 | 5 | 2 | 6 | 1 | 6 | 8 | 173 |
| Information Communication Technology | 51 | 51 | 33 | 12 | 36 | 16 | 26 | 32 | 24 | 26 | 3 | 2 | 2 | 3 | 10 | 13 | 17 | 14 | 31 | 18 | 7 | 27 | 10 | 17 | 28 | 509 |
| Information Systems | 28 | 8 | 7 | 1 | 6 | 2 | 6 | 9 | 2 | 3 | | | | 1 | 1 | 2 | 2 | 2 | 5 | 3 | | 2 | 1 | 3 | 4 | 98 |
| Information Technology | 43 | 15 | 9 | 3 | 8 | 5 | 17 | 13 | 5 | 17 | 1 | 1 | 1 | 2 | 3 | 3 | 4 | 5 | 11 | 6 | 3 | 5 | 3 | 5 | 10 | 198 |
| Information Technology & Management | 12 | 10 | 9 | 2 | 4 | 2 | 4 | 6 | 4 | 4 | 1 | 2 | 1 | 1 | 1 | 2 | 2 | 2 | 9 | 5 | 1 | 5 | 1 | 3 | 5 | 98 |
| Islamic Studies | 10 | 14 | 9 | 6 | 28 | 3 | 9 | | 2 | | | 5 | 1 | 2 | 33 | 8 | 43 | 14 | 31 | 14 | 3 | 2 | 2 | 7 | 3 | 249 |
| Landscape Architecture | 13 | 3 | 2 | | 9 | | 4 | 3 | 2 | 1 | | | | 1 | 1 | | 1 | | 4 | | | 2 | | | 2 | 48 |
| Law | 57 | 34 | 20 | 7 | 25 | 13 | 19 | 12 | 13 | 15 | 1 | 2 | 1 | 3 | 5 | 9 | 11 | 15 | 23 | 20 | 7 | 16 | 7 | 10 | 21 | 366 |
| Management | 764 | 482 | 261 | 67 | 242 | 119 | 253 | 196 | 114 | 119 | 21 | 21 | 18 | 31 | 77 | 92 | 109 | 161 | 334 | 171 | 74 | 153 | 94 | 147 | 267 | 4387 |
| Management (Public) (Special) | 13 | 6 | 7 | 2 | 5 | 2 | 3 | 2 | 5 | 2 | 1 | 1 | 1 | 1 | 2 | 4 | 4 | 2 | 4 | 3 | 1 | 3 | 1 | 5 | 3 | 83 |
| Management & Information Technology | 25 | 11 | 4 | 1 | 5 | 2 | 6 | 8 | 2 | 4 | | | | 1 | 1 | 2 | 2 | 2 | 7 | 3 | 1 | 3 | 1 | 2 | 5 | 98 |
| Management & Information Technology (SEUSL) ⁽²⁾ | 7 | 7 | 4 | 2 | 4 | 4 | 3 | 3 | 2 | 3 | 1 | 1 | 1 | 1 | 5 | 11 | 32 | 3 | 5 | 3 | 2 | 5 | 2 | 3 | 4 | 118 |

Table 02 - 03 (Contd.)

UNDERGRADUATE ADMISSIONS⁽³⁾ BY DISTRICT : Academic Year 2018/2019
(Universities and HEIs established under the Universities Act.)

| Academic Programme \ District | District | | | | | | | | | | | | | | | | | | | | | | | | Special & Additional Intakes ⁽¹⁾ | Total | |
|--|----------|---------|----------|--------|-------|--------------|-------|--------|------------|--------|-----------|--------|-----------|----------|-------------|------------|--------|----------|-----------|--------------|-------------|---------|------------|---------|---|-----------|-------------|
| | Colombo | Gampaha | Kalutara | Matale | Kandy | Nuwara Eliya | Galle | Matara | Hambantota | Jaffna | Kilinochi | Mannar | Mullativu | Vavuniya | Trincomalee | Batticaloa | Ampara | Puttalam | Kurunegla | Anuradhapura | Polonnaruwa | Badulla | Monaragala | Kegalle | | | Ratnapura |
| Management Studies (TV) - A ⁽²⁾ | 18 | 11 | 15 | 2 | 5 | 3 | 16 | 22 | 3 | 5 | 1 | 1 | 1 | 2 | 3 | 3 | 3 | 4 | 6 | 4 | 2 | 4 | 4 | 3 | 7 | | 148 |
| Management Studies (TV) - B ⁽²⁾ | 9 | 10 | 7 | 4 | 8 | 6 | 5 | 7 | 4 | 8 | 1 | 1 | 1 | 2 | 6 | 7 | 9 | 6 | 14 | 11 | 3 | 7 | 4 | 3 | 5 | | 148 |
| Marine and Fresh Water Sciences | 6 | 5 | 1 | 1 | 3 | 1 | 1 | 2 | 1 | 1 | 1 | 1 | 1 | 1 | 1 | 1 | 2 | 3 | 2 | 1 | 2 | 1 | 2 | 6 | | 48 | |
| Medical Laboratory Sciences | 14 | 13 | 11 | 7 | 6 | 3 | 16 | 9 | 3 | 11 | 1 | 1 | 1 | 2 | 2 | 2 | 3 | 4 | 11 | 4 | 2 | 4 | 2 | 3 | 8 | | 143 |
| Medicine | 284 | 140 | 69 | 29 | 94 | 37 | 102 | 74 | 46 | 47 | 6 | 5 | 5 | 13 | 24 | 30 | 33 | 50 | 97 | 57 | 22 | 50 | 25 | 39 | 82 | 34 | 1494 |
| Mineral Resources & Technology | 8 | 3 | 3 | 1 | 2 | 1 | 3 | 1 | 3 | 9 | 1 | 1 | 1 | 1 | 2 | 3 | 2 | 1 | 2 | 2 | 1 | 2 | 1 | 1 | 3 | | 58 |
| Molecular Biology and Biochemistry | 18 | 3 | 2 | 1 | 2 | 1 | 6 | 4 | 1 | 1 | 1 | 1 | 1 | 1 | 1 | 1 | 1 | 2 | 2 | 1 | 2 | 1 | 1 | 2 | | 58 | |
| Music (Ramanathan) | 5 | | | 4 | 9 | 6 | | | | 31 | 3 | 2 | 2 | 3 | 11 | 15 | 2 | | | | | 5 | | | | | 98 |
| Music (SVIAS) ⁽²⁾ | 1 | 1 | | 4 | 7 | 13 | | 3 | | 5 | 2 | 1 | 1 | 5 | 6 | 6 | 9 | | | | | 14 | | | | | 78 |
| Music (UVPA) ⁽²⁾ | 27 | 25 | 14 | 4 | 14 | 6 | 17 | 11 | 6 | | | | | | 4 | | 5 | 7 | 26 | 16 | 7 | 10 | 6 | 15 | 19 | | 239 |
| Nursing | 41 | 30 | 18 | 6 | 18 | 12 | 21 | 31 | 19 | 17 | 1 | 1 | 1 | 2 | 9 | 12 | 13 | 13 | 27 | 15 | 6 | 15 | 8 | 17 | 24 | | 377 |
| Palm and Latex Technology & Value Addition | 6 | 3 | 4 | 1 | 7 | 1 | 5 | 3 | 1 | 1 | 1 | 1 | 1 | 1 | 1 | 1 | 1 | 1 | 8 | 2 | 1 | 2 | 1 | 1 | 3 | | 58 |
| Peace & Conflict Resolution | 5 | 4 | 1 | 1 | 3 | 4 | 3 | | 1 | 1 | | 1 | | | 2 | | | | 2 | | 1 | 3 | | 1 | | | 33 |
| Pharmacy | 22 | 13 | 7 | 4 | 6 | 3 | 11 | 8 | 6 | 15 | 1 | 1 | 1 | 1 | 2 | 3 | 3 | 4 | 9 | 4 | 2 | 7 | 2 | 3 | 10 | | 148 |
| Physical Education | 4 | 4 | 1 | 1 | 3 | 1 | 4 | 1 | 2 | 1 | | 1 | | 1 | 2 | 1 | 1 | 3 | 3 | 1 | 2 | 2 | 2 | 4 | 3 | | 48 |
| Physical Science | 310 | 201 | 109 | 32 | 145 | 44 | 119 | 99 | 68 | 69 | 7 | 10 | 7 | 11 | 24 | 33 | 42 | 48 | 157 | 55 | 25 | 70 | 28 | 68 | 99 | 6 | 1886 |
| Physical Science - ICT | 23 | 11 | 7 | 2 | 7 | 3 | 7 | 8 | 3 | 4 | 1 | 1 | 1 | 1 | 2 | 2 | 3 | 3 | 8 | 3 | 2 | 3 | 2 | 4 | 9 | | 120 |
| Physiotherapy | 9 | 4 | 4 | 1 | 2 | 2 | 11 | 11 | 1 | 2 | 1 | 1 | 1 | 1 | 1 | 1 | 2 | 3 | 2 | 1 | 2 | 1 | 1 | 2 | | | 68 |
| Project Management | 4 | 4 | 4 | 3 | 4 | 5 | 2 | 2 | 1 | 3 | 1 | 1 | 1 | 2 | 6 | 3 | 4 | 2 | 5 | 4 | 1 | 4 | 1 | 2 | 4 | | 73 |
| Quantity Surveying | 34 | 7 | 4 | 2 | 5 | 4 | 9 | 7 | 2 | 6 | 1 | 1 | 1 | 1 | 2 | 2 | 3 | 3 | 11 | 3 | 2 | 3 | 2 | 3 | 5 | | 123 |
| Radiography | 4 | 5 | 1 | 1 | 1 | 1 | 3 | 2 | 1 | 4 | 1 | 1 | 1 | 1 | 1 | 1 | 1 | 1 | 4 | 1 | 1 | 1 | 1 | 2 | 3 | | 44 |

Table 02 - 03 (Contd.)

UNDERGRADUATE ADMISSIONS⁽³⁾ BY DISTRICT : Academic Year 2018/2019
(Universities and HEIs established under the Universities Act.)

| Academic Programme \ District | District | | | | | | | | | | | | | | | | | | | | | | | | Total | | |
|--|-------------|-------------|-------------|------------|-------------|--------------|-------------|-------------|-------------|-------------|------------|------------|------------|------------|-------------|------------|-------------|------------|-------------|--------------|-------------|-------------|------------|-------------|-------------|-------------|---|
| | Colombo | Gampaha | Kalutara | Matale | Kandy | Nuwara Eliya | Galle | Matara | Hambantota | Jaffna | Kilinochi | Mannar | Mullativu | Vavuniya | Trincomalee | Batticaloa | Ampara | Puttalam | Kurunegla | Anuradhapura | Polonnaruwa | Badulla | Monaragala | Kegalle | | Rathnapura | Special & Additional Intakes ⁽¹⁾ |
| Science & Technology | 5 | 3 | 3 | 1 | 2 | 1 | 3 | 2 | 3 | 13 | 1 | 1 | 1 | 1 | 2 | 1 | 1 | 1 | 2 | 2 | 2 | 2 | 1 | 1 | 3 | | 58 |
| Siddha Medicine | 11 | 10 | 5 | 2 | 6 | 5 | 5 | 5 | 3 | 22 | 1 | 2 | 3 | 3 | 8 | 14 | 11 | 4 | 8 | 4 | 2 | 4 | 2 | 3 | 5 | | 148 |
| Social Work | | 1 | 2 | 1 | 2 | 3 | 3 | 4 | 3 | 1 | | 1 | | | 5 | | 1 | 2 | 8 | 3 | 1 | 4 | | | 3 | | 48 |
| Software Engineering | 8 | 3 | 1 | 1 | 4 | 1 | 5 | 1 | 1 | 4 | 1 | 1 | 1 | 1 | 1 | 1 | 1 | 1 | 4 | 1 | 1 | 1 | 1 | 2 | 1 | | 48 |
| Speech & Hearing Sciences | 5 | 11 | 4 | 1 | 2 | 1 | 2 | 1 | 1 | 1 | 1 | | | 1 | 1 | 1 | 2 | 1 | 5 | 1 | | 2 | 1 | 1 | 2 | | 48 |
| Sports Sciences & Management | 14 | 11 | 3 | 2 | 8 | 2 | 5 | 2 | 4 | 2 | | 1 | 1 | 2 | 1 | 2 | 2 | 3 | 5 | 7 | 1 | 8 | 3 | 5 | 9 | | 103 |
| Statistics & Operations Research | 6 | 4 | 1 | 1 | 5 | 1 | 2 | 2 | 1 | 3 | 1 | 1 | 1 | 1 | 1 | 1 | 1 | 1 | 4 | 1 | 1 | 3 | 1 | 3 | 1 | | 48 |
| Surveying Science | 7 | 6 | 4 | 1 | 5 | 2 | 6 | 11 | 10 | 8 | 1 | 1 | 1 | 1 | 1 | 2 | 2 | 2 | 7 | 3 | 1 | 4 | 1 | 4 | 7 | | 98 |
| Tea Technology & Value Addition | 8 | 6 | 4 | 1 | 3 | 1 | 4 | 3 | 3 | 1 | 1 | 1 | 1 | 1 | 1 | 1 | 1 | 3 | 6 | 4 | 1 | 2 | 1 | 2 | 3 | | 63 |
| Teaching English as a Second Language | 16 | 4 | 3 | | 5 | | 4 | 2 | 1 | | | | | | | | | | 10 | | | 1 | | | 2 | | 48 |
| Tourism & Hospitality Management | 8 | 12 | 14 | 2 | 9 | 6 | 4 | 7 | 5 | 2 | 1 | 1 | 1 | 1 | 2 | 2 | 5 | 3 | 9 | 5 | 2 | 6 | 2 | 4 | 6 | | 119 |
| Town & Country Planning | 10 | 5 | 1 | 1 | 2 | 1 | 3 | 2 | 1 | 1 | 1 | 1 | 1 | 1 | 2 | 1 | 1 | 1 | 5 | 1 | 1 | 1 | 1 | 2 | 1 | | 48 |
| Translation Studies | 8 | 7 | 2 | 1 | 4 | 2 | 2 | 4 | 2 | | | | | | | | | 1 | 5 | 2 | | 1 | 1 | 2 | 4 | | 48 |
| Translation Studies (UJA) ⁽²⁾ | 2 | 2 | 2 | 1 | 1 | 1 | | | 1 | 4 | 1 | 2 | 1 | 1 | 2 | 2 | 1 | 1 | 4 | 2 | | | | 2 | | | 33 |
| Transport & Logistics Management | 16 | 3 | 2 | 1 | 2 | 1 | 4 | 5 | 1 | 1 | 1 | 1 | 1 | 1 | 1 | 1 | 1 | 1 | 5 | 2 | 1 | 2 | 1 | 1 | 2 | | 58 |
| Unani Medicine & Surgery | 5 | 3 | 2 | 1 | 2 | 1 | 2 | 1 | 1 | 2 | 1 | 1 | 1 | 1 | 5 | 6 | 6 | 3 | 4 | 2 | 1 | 3 | 1 | 2 | 2 | | 59 |
| Veterinary Science | 30 | 6 | 3 | 1 | 4 | 2 | 13 | 4 | 2 | 4 | 1 | 1 | 1 | 2 | 1 | 2 | 2 | 2 | 4 | 3 | 1 | 3 | 1 | 2 | 3 | 1 | 99 |
| Visual & Technological Arts (SVIAS) ⁽²⁾ | | | | | 2 | 1 | 1 | 2 | | 3 | 2 | 1 | 1 | 1 | 3 | 6 | 10 | 3 | 9 | 8 | 1 | 3 | 2 | 5 | 4 | | 68 |
| Visual Arts (UVPA) ⁽²⁾ | 10 | 11 | 8 | 1 | 5 | 3 | 8 | 3 | 3 | | | | | | 1 | | 2 | 2 | 10 | 9 | 4 | 5 | 1 | 3 | 6 | | 95 |
| Total | 4153 | 2822 | 1730 | 604 | 1857 | 786 | 1975 | 1563 | 1045 | 1217 | 188 | 196 | 169 | 289 | 626 | 752 | 1007 | 982 | 2476 | 1279 | 487 | 1156 | 586 | 1137 | 1748 | 1072 | 31902 |

Note :

- (1) "Special & Additional Intakes" refers to the students admitted on the basis of Special Categories such as blind and differently abled, excelled in fields other than studies, armed forces, foreign, teachers ... etc., on the recommendation of the Appeals Committee and the Additional Intake, for special subjects such as Japanes, English, History... etc.
- (2) Abbreviation : UJA - University of Jaffna, SP - Sripalee Campus, SAB - Sabaragamuwa University, SEUSL - South Eastern University, UVPA - University of Visual and Performing Arts, TV-Trincomalee & Vavuniya Campuses, SVIAS - Swamy Vipulananda Institute of Aesthetic Studies, EM - Earth Resources Engineering, TM - Textile & Colothng Technology, KLN - University of Kelaniya
SAB (A) - from Arts Stream to Sabaragamuwa University, SAB (B) - from Commerce Stream to Sabaragamuwa University,
TV (A) - from Commerce Stream to Trincomalee & Vavuniya Campuses, TV (B) - from All Streams to Trincomalee & Vavuniya Campuses.
- (3) Provisional.

Chart - 04

UNDERGRADUATE ADMISSIONS BY DISTRICT AND ADMISSION CATEGORY :
Academic Year 2018/2019
 (Universities and HEIs established under the Universities Act.)

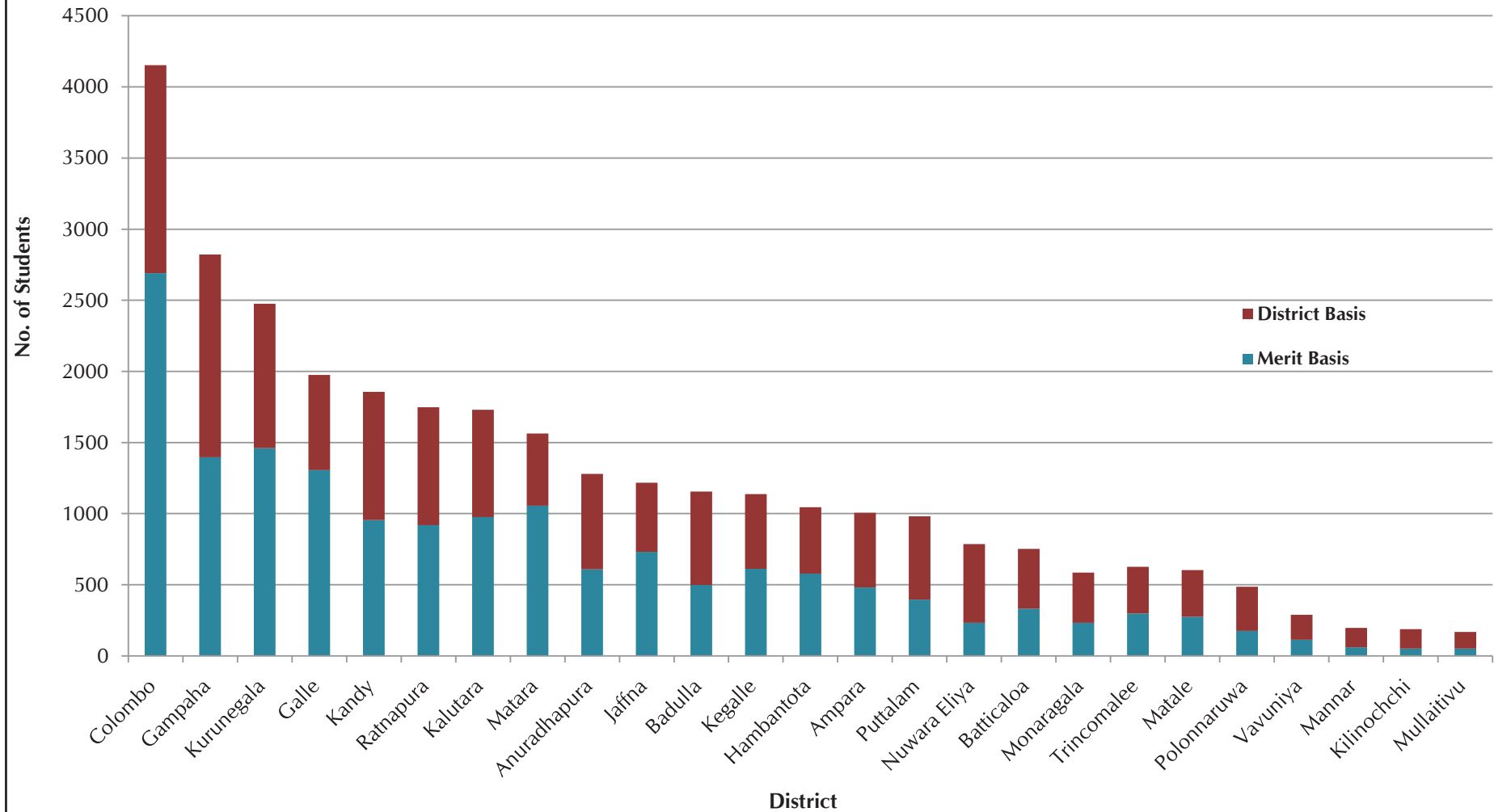


Table 02 - 04

UNDERGRADUATE ADMISSIONS⁽⁷⁾ BY ACADEMIC PROGRAMME AND ADMISSION POLICY : Academic Year 2018/2019
(Universities and HEIs established under the Universities Act)

| Faculty/Academic Programme | District | | | | | | | | | | | | | | | | | | | | | | | | | Total | | |
|---|-----------------------------------|---------|---------|----------|--------|-------|--------------|-------|--------|------------|--------|-------------|--------|-----------|---------|-------------|------------|--------|----------|------------|--------------|-------------|---------|------------|---------|-------|------------|---|
| | Admission Category ⁽²⁾ | Colombo | Gampaha | Kalutara | Matale | Kandy | Nuwara Eliya | Galle | Matara | Hambantota | Jaffna | Kilinochchi | Mannar | Mullativu | Vauniya | Trincomalee | Batticaloa | Ampara | Puttalam | Kurunegala | Anuradhapura | Polonnaruwa | Badulla | Monaragala | Kegalle | | Rathnapura | Special & Additional Intakes ⁽¹⁾ |
| Arts ⁽³⁾ | Merit | 460 | 603 | 474 | 171 | 398 | 152 | 563 | 394 | 297 | 331 | 42 | 48 | 40 | 73 | 216 | 228 | 352 | 254 | 759 | 425 | 131 | 269 | 171 | 339 | 449 | | 7639 |
| | Other | 70 | 58 | 31 | 26 | 64 | 40 | 28 | 24 | 17 | 37 | 14 | 11 | 9 | 14 | 33 | 33 | 38 | 26 | 49 | 35 | 11 | 40 | 15 | 30 | 43 | 1003 | 1799 |
| Management | Merit | 553 | 241 | 154 | 18 | 96 | 25 | 155 | 134 | 34 | 41 | 4 | 6 | 5 | 9 | 32 | 25 | 25 | 52 | 164 | 59 | 16 | 45 | 32 | 55 | 120 | | 2100 |
| | Other | 329 | 323 | 173 | 71 | 196 | 123 | 150 | 115 | 106 | 104 | 26 | 25 | 20 | 35 | 68 | 92 | 118 | 135 | 228 | 151 | 71 | 144 | 80 | 117 | 188 | | 3188 |
| Commerce | Merit | 97 | 18 | 17 | 4 | 14 | 2 | 24 | 5 | 10 | 2 | | | 3 | | | | | 1 | 18 | 5 | 7 | 5 | 1 | 10 | 13 | | 256 |
| | Other | 40 | 39 | 21 | 8 | 24 | 15 | 18 | 14 | 13 | 12 | 3 | 2 | 2 | 4 | 8 | 11 | 14 | 16 | 28 | 18 | 9 | 17 | 10 | 14 | 23 | 4 | 387 |
| Law | Merit | 34 | 12 | 8 | 2 | 11 | 4 | 9 | 4 | 6 | 8 | | 1 | | 1 | | 3 | 3 | 6 | 7 | 9 | 2 | 6 | 1 | 2 | 8 | | 147 |
| | Other | 23 | 22 | 12 | 5 | 14 | 9 | 10 | 8 | 7 | 7 | 1 | 1 | 1 | 2 | 5 | 6 | 8 | 9 | 16 | 11 | 5 | 10 | 6 | 8 | 13 | | 219 |
| Science | Merit | 540 | 209 | 122 | 18 | 184 | 5 | 168 | 162 | 85 | 70 | | | | 1 | 7 | 6 | 8 | 18 | 170 | 18 | 2 | 56 | 2 | 75 | 107 | | 2033 |
| | Other | 314 | 310 | 165 | 70 | 191 | 118 | 146 | 110 | 105 | 112 | 27 | 34 | 28 | 37 | 67 | 92 | 113 | 127 | 219 | 148 | 70 | 148 | 80 | 114 | 180 | 11 | 3136 |
| Medicine | Merit | 194 | 51 | 22 | 10 | 40 | 3 | 60 | 42 | 16 | 18 | | | 1 | 5 | 5 | 4 | 1 | 13 | 34 | 15 | 2 | 11 | 3 | 6 | 29 | | 585 |
| | Other | 90 | 89 | 47 | 19 | 54 | 34 | 42 | 32 | 30 | 29 | 6 | 5 | 4 | 8 | 19 | 26 | 32 | 37 | 63 | 42 | 20 | 39 | 22 | 33 | 53 | 34 | 909 |
| Dental Surgery | Merit | 25 | 1 | | | | | | 2 | | | | | | | | | | | | | | | | | | | 28 |
| | Other | 5 | 4 | 2 | 1 | 4 | 2 | 2 | 2 | 2 | 2 | 1 | 1 | 1 | 1 | 1 | 1 | 2 | 2 | 3 | 3 | 1 | 2 | 1 | 2 | 3 | 2 | 53 |
| Veterinary Medicine | Merit | 24 | | | | | | 10 | 2 | | 1 | | | | 1 | | | | | | | | | | | | | 38 |
| | Other | 6 | 6 | 3 | 1 | 4 | 2 | 3 | 2 | 2 | 3 | 1 | 1 | 1 | 1 | 1 | 2 | 2 | 2 | 4 | 3 | 1 | 3 | 1 | 2 | 3 | 1 | 61 |
| Agriculture | Merit | 93 | 46 | 39 | 8 | 69 | 2 | 65 | 63 | 18 | 36 | 1 | 2 | 1 | 2 | 3 | 2 | 8 | 15 | 88 | 13 | | 12 | 2 | 30 | 41 | | 659 |
| | Other | 105 | 104 | 53 | 24 | 62 | 38 | 49 | 35 | 34 | 39 | 15 | 16 | 15 | 17 | 24 | 29 | 35 | 44 | 73 | 48 | 24 | 46 | 27 | 35 | 59 | | 1050 |
| Engineering | Merit | 230 | 60 | 18 | 6 | 45 | 5 | 69 | 56 | 34 | 50 | 3 | 1 | 1 | 6 | 4 | 8 | 10 | 10 | 53 | 13 | 1 | 20 | | 26 | 26 | | 755 |
| | Other | 118 | 116 | 61 | 26 | 70 | 45 | 54 | 41 | 38 | 38 | 9 | 8 | 7 | 12 | 25 | 33 | 42 | 49 | 82 | 54 | 26 | 51 | 29 | 42 | 67 | 17 | 1160 |
| Fashion Design/ Transport & Logistic Management | Merit | 19 | | | | 5 | | 4 | 5 | | | | | | | | | | | 4 | | | | | | 2 | | 39 |
| | Other | 8 | 7 | 4 | 2 | 5 | 2 | 4 | 3 | 1 | 1 | 1 | 1 | 1 | 1 | 1 | 1 | 2 | 3 | 4 | 2 | 1 | 4 | 1 | 3 | 4 | | 67 |
| Architecture/Quantity Surveying ⁽⁴⁾ | Merit | 61 | 10 | 5 | | 11 | 2 | 13 | 7 | 1 | 8 | | | | | 1 | | | | 16 | 1 | | 2 | 1 | 2 | 3 | | 144 |
| | Other | 29 | 25 | 14 | 5 | 19 | 7 | 13 | 11 | 8 | 7 | 3 | 3 | 3 | 5 | 6 | 6 | 8 | 6 | 20 | 6 | 4 | 12 | 5 | 10 | 14 | | 249 |

Table 02 - 04 (Contd.)

UNDERGRADUATE ADMISSIONS⁽⁷⁾ BY ACADEMIC PROGRAMME AND ADMISSION POLICY : Academic Year 2018/2019
(Universities and HEIs established under the Universities Act.)

| Faculty/Academic Programme | District | | | | | | | | | | | | | | | | | | | | | | | | | Total | | |
|---------------------------------------|-----------------------------------|-------------|-------------|-------------|------------|-------------|--------------|-------------|-------------|-------------|-------------|-------------|------------|------------|------------|-------------|------------|-------------|------------|-------------|--------------|-------------|-------------|------------|-------------|-------------|-------------|---|
| | Admission Category ⁽²⁾ | Colombo | Gampaha | Kalutara | Matale | Kandy | Nuwara Eliya | Galle | Matara | Hambantota | Jaffna | Kilinochchi | Mannar | Mullativu | Vauniya | Trincomalee | Batticaloa | Ampara | Puttalam | Kurunegala | Anuradhapura | Polonnaruwa | Badulla | Monaragala | Kegalle | | Rathnapura | Special & Additional Intakes ⁽¹⁾ |
| Computer Science/IT ⁽⁵⁾ | Merit | 192 | 31 | 21 | 6 | 22 | 5 | 55 | 54 | 17 | 75 | 1 | 2 | | 2 | 6 | 15 | 30 | 2 | 39 | 7 | 2 | 7 | 2 | 9 | 22 | | 624 |
| | Other | 100 | 99 | 50 | 22 | 61 | 35 | 46 | 34 | 31 | 30 | 12 | 12 | 11 | 15 | 21 | 29 | 34 | 36 | 69 | 46 | 20 | 43 | 22 | 35 | 52 | | 965 |
| Allied Health Sciences ⁽⁶⁾ | Merit | 44 | 25 | 19 | 8 | 5 | 3 | 41 | 45 | 14 | 33 | | | | 1 | 4 | 5 | 6 | 3 | 23 | 4 | 1 | 9 | 2 | 10 | 21 | | 326 |
| | Other | 51 | 51 | 26 | 12 | 30 | 19 | 23 | 17 | 17 | 17 | 6 | 5 | 5 | 7 | 12 | 15 | 17 | 22 | 36 | 23 | 11 | 22 | 13 | 17 | 28 | | 502 |
| Indigenous Medicine | Merit | 25 | 7 | 9 | 3 | 2 | 2 | 13 | 12 | 9 | 20 | | 1 | 2 | 2 | 10 | 16 | 13 | 6 | 19 | 4 | | 7 | 1 | 5 | 11 | | 199 |
| | Other | 34 | 33 | 18 | 7 | 20 | 11 | 15 | 11 | 10 | 4 | 2 | 2 | 2 | 4 | 7 | 4 | 11 | 14 | 22 | 15 | 7 | 15 | 6 | 12 | 18 | | 304 |
| Technology | Merit | 100 | 83 | 68 | 21 | 52 | 22 | 58 | 68 | 37 | 38 | 1 | | 1 | 7 | 10 | 20 | 24 | 15 | 67 | 35 | 11 | 49 | 15 | 43 | 67 | | 912 |
| | Other | 140 | 139 | 74 | 30 | 85 | 54 | 65 | 49 | 46 | 44 | 9 | 8 | 8 | 13 | 30 | 40 | 51 | 59 | 99 | 66 | 31 | 62 | 35 | 51 | 81 | | 1369 |
| Total | Merit | 2691 | 1397 | 976 | 275 | 954 | 232 | 1307 | 1055 | 578 | 731 | 52 | 61 | 51 | 113 | 298 | 332 | 480 | 395 | 1461 | 608 | 175 | 498 | 233 | 612 | 919 | | 16484 |
| | Other | 1462 | 1425 | 754 | 329 | 903 | 554 | 668 | 508 | 467 | 486 | 136 | 135 | 118 | 176 | 328 | 420 | 527 | 587 | 1015 | 671 | 312 | 658 | 353 | 525 | 829 | 1072 | 15418 |
| Grand Total | | 4153 | 2822 | 1730 | 604 | 1857 | 786 | 1975 | 1563 | 1045 | 1217 | 188 | 196 | 169 | 289 | 626 | 752 | 1007 | 982 | 2476 | 1279 | 487 | 1156 | 586 | 1137 | 1748 | 1072 | 31902 |

Note:

- (1) Special & Additional Intakes refers to the students admitted on the basis of Special Categories such as blind and differently abled, excelled in fields other than studies, armed forces, foreign, teachers..... etc. , on the recommendation of the Appeals Committee and Additional Intakes for special subjects in Arts such as Japanese, English, History etc.
- (2) "Other" refers to students admitted under District quota and Underprivileged District quota.
- (3) Admission to Arts Degree programme is purely on merit however, policy ensures the total number of students admitted from a given district to be not less than the total number admitted from that district in the academic years 1993/94 or 2002/2003, whichever is greater. This adjustment is shown under the Other category
- (4) Includes all other courses conducted in the Architecture Faculty such as Design, Town & Country Planning, Landscape Architecture and Facilities Management too.
- (5) Includes the Management & Information Technology, Information Technology, Information & Communication Technology, Information Technology and Management, Computation & Management, Business Information Systems, Information Systems, Computer Science and Technology, etc.
- (6) Includes Nursing, Pharmacy, Medical Laboratories Sciences, Radiography, Physiotherapy and Speech & Hearing Sciences.
- (7) Provisional.

Chart - 05

ETHNIC COMPOSITION OF UNDERGRADUATE ADMISSIONS BY ACADEMIC PROGRAMME:
Academic Year 2018/2019
 (Universities and HEIs established under the Universities Act.)

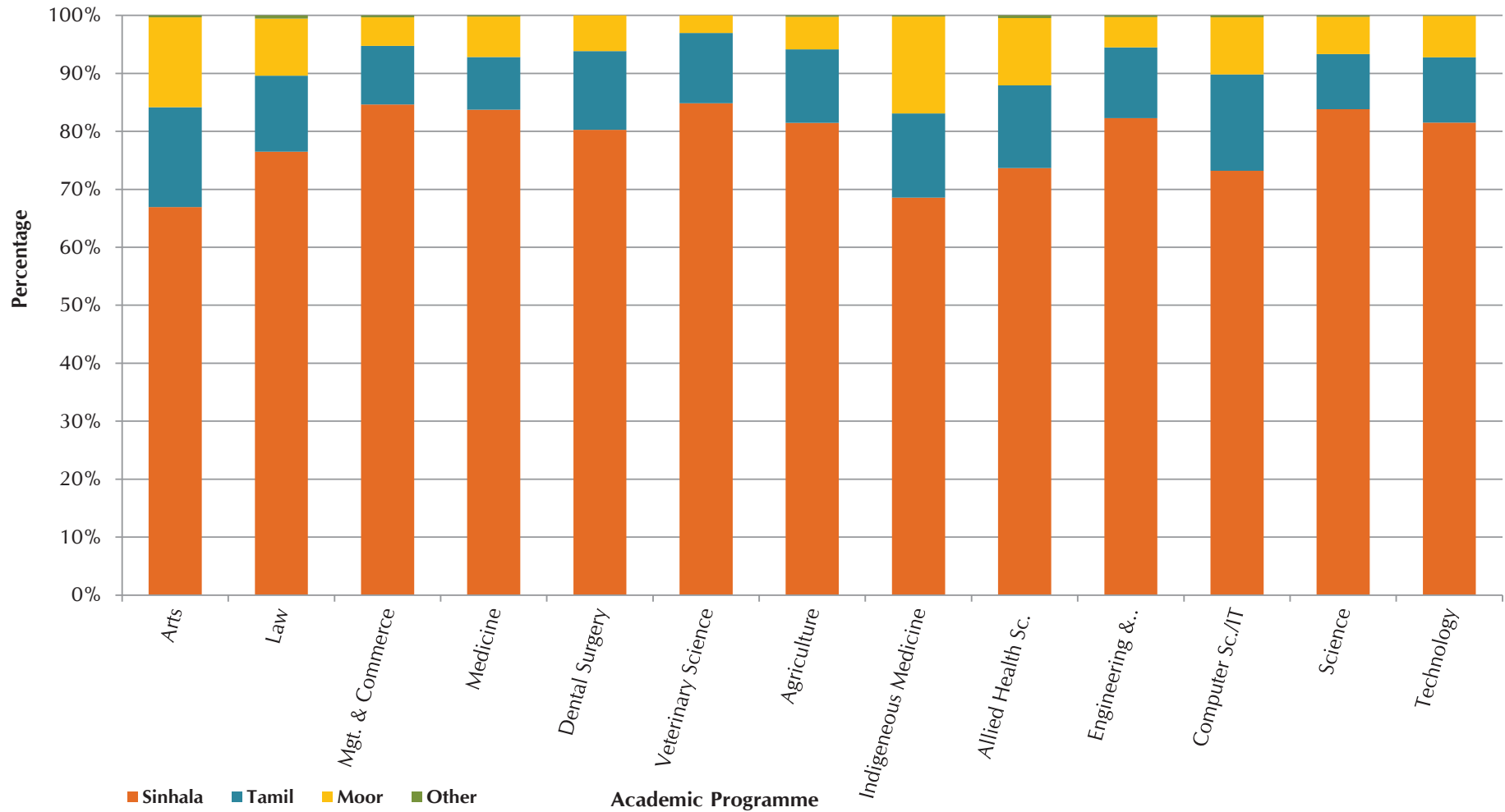


Table 02 - 05

**UNDERGRADUATE ADMISSIONS⁽⁶⁾ BY ACADEMIC PROGRAMME, HIGHER EDUCATIONAL INSTITUTION AND ETHNICITY : Academic
Year 2018/2019**

(Universities and HEIs established under the Universities Act.)

| University/HEI | Faculty/Academic Programme | Ethnicity | Arts | Management | Commerce | Law | Science | Medicine | Dental Surgery | Veterinary Medicine | Agriculture | Engineering | Indigenous Medicine | Allied Health Sciences ⁽¹⁾ | Fashion Design/ Transport & Logistic Management | Architecture/Quantity Surveying ⁽²⁾ | Computer Science/IT ⁽³⁾ | Technology | Total |
|------------------------|----------------------------|-----------|------|------------|----------|-----|---------|----------|----------------|---------------------|-------------|-------------|---------------------|---------------------------------------|---|---|------------------------------------|------------|-------|
| | | | | | | | | | | | | | | | | | | | |
| Colombo ⁽⁵⁾ | Sinhala | 859 | 513 | | 203 | 465 | 168 | | | | | | | 107 | | | | 195 | 2510 |
| | Tamil | 21 | 34 | | 26 | 30 | 17 | | | | | | | 10 | | | | 20 | 158 |
| | Moor | 62 | 33 | | 19 | 14 | 5 | | | | | | | 14 | | | | 11 | 158 |
| | Other | 2 | | | 2 | 2 | | | | | | | | | | | | | 6 |
| Peradeniya | Sinhala | 827 | 117 | | 42 | 482 | 183 | 65 | 84 | 207 | 355 | | | 135 | | | 36 | | 2533 |
| | Tamil | 147 | 36 | | 2 | 29 | 12 | 11 | 12 | 32 | 43 | | | 41 | | | 9 | | 374 |
| | Moor | 144 | 22 | | 6 | 21 | 9 | 5 | 3 | 7 | 18 | | | 15 | | | 3 | | 253 |
| | Other | 4 | | | | | 1 | | | | | | | 1 | | | | | 6 |
| Sri Jayewardenepura | Sinhala | 1008 | 948 | 115 | | 736 | 143 | | | | | 103 | | 71 | | | 33 | 281 | 3438 |
| | Tamil | 5 | 66 | 7 | | 27 | 12 | | | | | 14 | | 10 | | | 13 | 26 | 180 |
| | Moor | 4 | 33 | 2 | | 22 | 4 | | | | | 3 | | 9 | | | 2 | 15 | 94 |
| | Other | 1 | 6 | 1 | | 1 | 1 | | | | | | | | | | | | 10 |
| Kelaniya | Sinhala | 1536 | 506 | 184 | | 538 | 151 | | | | | | | 38 | | | 165 | 132 | 3250 |
| | Tamil | 14 | 19 | 6 | | 24 | 4 | | | | | | | 5 | | | 22 | 17 | 111 |
| | Moor | 13 | 20 | 9 | | 33 | 11 | | | | | | | 5 | | | 9 | 13 | 113 |
| | Other | 4 | 3 | 1 | | 1 | | | | | | | | | | | | | 9 |
| Moratuwa | Sinhala | | 84 | | | | | | | | | 708 | | | 94 | 322 | 231 | | 1439 |
| | Tamil | | 7 | | | | | | | | | 100 | | | 7 | 53 | 47 | | 214 |
| | Moor | | 6 | | | | | | | | | 27 | | | 5 | 16 | 16 | | 70 |
| | Other | | 1 | | | | | | | | | 4 | | | | 2 | 2 | | 9 |
| Jaffna ⁽⁵⁾ | Sinhala | 1 | 245 | 75 | 35 | 367 | 49 | | | 43 | 99 | | | 90 | | | 101 | 183 | 1288 |
| | Tamil | 712 | 249 | 22 | 20 | 147 | 64 | | | 67 | 53 | 44 | | 42 | | | 33 | 88 | 1541 |
| | Moor | 155 | 29 | 7 | 11 | 59 | 37 | | | 15 | 22 | 29 | | 42 | | | 12 | 30 | 448 |
| | Other | 2 | 2 | | | 2 | | | | | | 1 | | 2 | | | 2 | | 11 |
| Ruhuna | Sinhala | 519 | 385 | | | 436 | 187 | | | 210 | 246 | | | 141 | | | 49 | 167 | 2340 |
| | Tamil | 3 | 4 | | | 15 | 5 | | | 28 | 18 | | | 3 | | | 1 | 11 | 88 |
| | Moor | | 9 | | | 19 | 7 | | | 9 | 11 | | | 10 | | | | 7 | 72 |
| | Other | 1 | 2 | | | 1 | 1 | | | 2 | | | | 1 | | | | 1 | 9 |

Table 02 - 05 (Contd.)

**UNDERGRADUATE ADMISSIONS⁽⁶⁾ BY ACADEMIC PROGRAMME, HIGHER EDUCATIONAL INSTITUTION AND ETHNICITY : Academic
Year 2018/2019
(Universities and HEIs established under the Universities Act.)**

| University/HEI | Faculty/Academic Programme Ethnicity | Arts | Management | Commerce | Law | Science | Medicine | Dental Surgery | Veterinary Medicine | Agriculture | Engineering | Indigenous Medicine | Allied Health Sciences ⁽¹⁾ | Fashion Design/ Transport & Logistic Management | Architecture/Quantity Surveying ⁽²⁾ | Computer Science/IT ⁽³⁾ | Technology | Total |
|----------------------------|---|------|------------|----------|-----|---------|----------|----------------|---------------------|-------------|-------------|---------------------|---------------------------------------|---|---|------------------------------------|------------|-------------|
| | | | | | | | | | | | | | | | | | | |
| Eastern ⁽⁵⁾ | Sinhala | 136 | 188 | 82 | | 221 | 43 | | | 46 | | 40 | 28 | | | 62 | 63 | 909 |
| | Tamil | 421 | 60 | 15 | | 63 | 19 | | | 7 | | 21 | 7 | | | 21 | 11 | 645 |
| | Moor | 279 | 8 | 2 | | 40 | 10 | | | 20 | | 14 | 1 | | | 14 | 4 | 392 |
| | Other | 1 | 1 | 1 | | 2 | | | | 1 | | | | | | | | |
| South Eastern | Sinhala | 1 | 70 | 93 | | 156 | | | | | 59 | | | | | 33 | 122 | 534 |
| | Tamil | 46 | 3 | 7 | | 49 | | | | | 7 | | | | | 19 | 13 | 144 |
| | Moor | 755 | 58 | 14 | | 54 | | | | | 24 | | | | | 66 | 26 | 997 |
| | Other | 13 | | | | 1 | | | | | | | | | | | | 14 |
| Rajarata | Sinhala | 487 | 442 | | | 360 | 169 | | | 152 | | | | | | 51 | 222 | 1883 |
| | Tamil | 2 | 20 | | | 27 | | | | 5 | | | | | | 20 | 32 | 106 |
| | Moor | 3 | 11 | | | 36 | 12 | | | 8 | | | | | | 4 | 21 | 95 |
| | Other | | 1 | | | 1 | | | | | | | | | | | 1 | 3 |
| Sabaragamuwa | Sinhala | 326 | 354 | | | 311 | 72 | | | 174 | | | | | | 67 | 143 | 1447 |
| | Tamil | 15 | 11 | | | 39 | 1 | | | 8 | | | | | | 28 | 6 | 108 |
| | Moor | 7 | 6 | | | 21 | 2 | | | 6 | | | | | | 4 | 1 | 47 |
| | Other | | | | | 1 | | | | | | | | | | | | 1 |
| Wayamba | Sinhala | | 506 | | | 194 | 69 | | | 294 | | | | | | | 215 | 1278 |
| | Tamil | | 23 | | | 4 | | | | 39 | | | | | | | 13 | 79 |
| | Moor | | 21 | | | 2 | 6 | | | 18 | | | | | | | 19 | 66 |
| | Other | | | | | | | | | | | | | | | | | |
| Uva Wellassa | Sinhala | | 112 | | | 67 | | | | 266 | | | | | | 77 | 136 | 658 |
| | Tamil | | 10 | | | 36 | | | | 31 | | | | | | 30 | 20 | 127 |
| | Moor | | 4 | | | 12 | | | | 13 | | | | | | 9 | 16 | 54 |
| | Other | | | | | 1 | | | | 1 | | | | | | | | 2 |
| Visual and Performing Arts | Sinhala | 616 | | | | | | | | | | | | | | | | 616 |
| | Tamil | 2 | | | | | | | | | | | | | | | | 2 |
| | Moor | 1 | | | | | | | | | | | | | | | | 1 |
| | Other | 1 | | | | | | | | | | | | | | | | 1 |

Table 02 - 05 (Contd.)

**UNDERGRADUATE ADMISSIONS⁽⁶⁾ BY ACADEMIC PROGRAMME, HIGHER EDUCATIONAL INSTITUTION AND ETHNICITY : Academic
Year 2018/2019
(Universities and HEIs established under the Universities Act.)**

| University/HEI | Faculty/Academic Programme Ethnicity | Faculty/Academic Programme | | | | | | | | | | | | | | | | Total |
|---|---|----------------------------|------------|----------|-----|---------|----------|----------------|---------------------|-------------|-------------|---------------------|---------------------------------------|---|---|------------------------------------|------------|-------|
| | | Arts | Management | Commerce | Law | Science | Medicine | Dental Surgery | Veterinary Medicine | Agriculture | Engineering | Indigenous Medicine | Allied Health Sciences ⁽¹⁾ | Fashion Design/ Transport & Logistic Management | Architecture/Quantity Surveying ⁽²⁾ | Computer Science/IT ⁽³⁾ | Technology | |
| Institute of Indigenous Medicine | Sinhala | | | | | | | | | | | 195 | | | | | | 195 |
| | Tamil | | | | | | | | | | | 8 | | | | | | 8 |
| | Moor | | | | | | | | | | | 38 | | | | | | 38 |
| | Other | | | | | | | | | | | | | | | | | |
| Gampaha Wickramarachi Ayurveda Instititue | Sinhala | | | | | | | | | | | 110 | | | | | | 110 |
| | Tamil | | | | | | | | | | | | | | | | | |
| | Moor | | | | | | | | | | | 3 | | | | | | 3 |
| | Other | | | | | | | | | | | 1 | | | | | | 1 |
| Swami Vipulananda Institute | Sinhala | | | | | | | | | | | | | | | | | |
| | Tamil | 240 | | | | | | | | | | | | | | | | 240 |
| | Moor | 40 | | | | | | | | | | | | | | | | 40 |
| | Other | 2 | | | | | | | | | | | | | | | | 2 |
| University of Colombo School of Computing | Sinhala | | | | | | | | | | | | | | | | 258 | 258 |
| | Tamil | | | | | | | | | | | | | | | | 21 | 21 |
| | Moor | | | | | | | | | | | | | | | | 18 | 18 |
| | Other | | | | | | | | | | | | | | | | 1 | 1 |
| Total | Sinhala | 6316 | 4470 | 549 | 280 | 4333 | 1234 | 65 | 84 | 1392 | 1570 | 345 | 610 | 94 | 322 | 1163 | 1859 | 24686 |
| | Tamil | 1628 | 542 | 57 | 48 | 490 | 134 | 11 | 12 | 217 | 235 | 73 | 118 | 7 | 53 | 264 | 257 | 4146 |
| | Moor | 1463 | 260 | 34 | 36 | 333 | 103 | 5 | 3 | 96 | 105 | 84 | 96 | 5 | 16 | 157 | 163 | 2959 |
| | Other | 31 | 16 | 3 | 2 | 13 | 3 | | | 4 | 5 | 1 | 4 | | 2 | 5 | 2 | 91 |
| Grand Total ⁽⁴⁾ | | 9438 | 5288 | 643 | 366 | 5169 | 1474 | 81 | 99 | 1709 | 1915 | 503 | 828 | 106 | 393 | 1589 | 2281 | 31882 |

Note

- (1) Includes Nursing, Pharmacy, Medical Laboratories Sciences, Radiography, Physiotherapy and Speech & Hearing Sciences.
- (2) Includes all other courses conducted in the Architecture Faculty such as Design, Town & Country Planning, Landscape Architecture and Facilities Management too.
- (3) Includes the Management & Information Technology, Information Technology, Information & Communication Technology, Information Technology and Management, Computation & Management, Business Information Systems, Information Systems, Computer Science and Technology, etc.
- (4) Excludes 20 students who admitted under foreign Intake as their ethnicity is not available.
- (5) Colombo, Jaffna and Eastern Universities include Sri Palee, Vavuniya and Trincomalee Campuses respectively too.
- (6) Provisional.